

HIGH CURRENT POWER INDUCTORS

CEP 104 SERIES

FEATURES:

- Compact size using flat wire, and SMD type
- Low radiation noise by magnetically shielded construction
- High current
- Low resistance

COMMON APPLICATIONS:

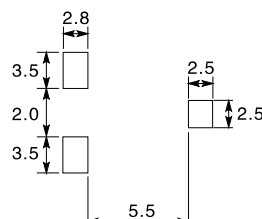
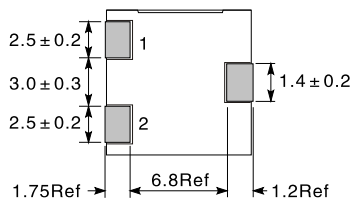
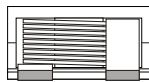
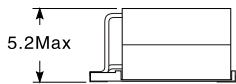
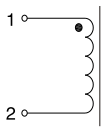
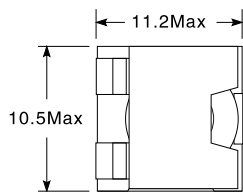
- High efficiency DC/DC converters
- Single and polyphase buck converters
- Filter for audio applications
- Optimized for high current boost applications

ELECTRICAL CHARACTERISTICS:

Part No.	Inductance @ 100KHz (uH) ± 20%	DCR (mΩ)Max	DC saturation current			Temperature rise 40°C current (A)Max
			L0 Drop 10% Max	L0 Drop 20% Max	L0 Drop 30% Max	
CEP104-0R8	0.8	4.0	24.9	25.2	25.6	16.3
CEP104-1R0	1.0	4.0	16.5	17.0	17.5	16.3
CEP104-1R2	1.2	6.0	20.5	21.0	21.3	15.0
CEP104-1R3	1.3	4.0	12.9	16.8	17.2	16.3
CEP104-1R5	1.5	4.0	13.5	14.0	14.5	16.3
CEP104-1R8	1.8	6.0	13.3	13.8	14.3	15.0
CEP104-2R0	2.0	9.0	15.3	15.8	16.2	11.5
CEP104-2R2	2.2	4.0	8.9	9.6	10.0	16.3
CEP104-2R5	2.5	7.5	11.4	11.8	12.1	12.0
CEP104-3R2	3.2	6.0	7.3	8.0	8.5	15.0
CEP104-4R0	4.0	9.0	8.3	8.5	8.8	11.5
CEP104-4R3	4.3	7.5	6.4	6.8	7.0	12.0
CEP104-5R7	5.7	9.0	5.4	5.8	6.0	11.5

TECHNICAL INFORMATION & PHYSICAL CHARACTERISTICS:

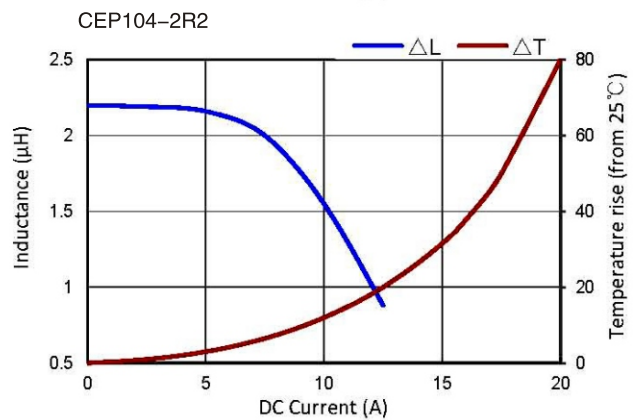
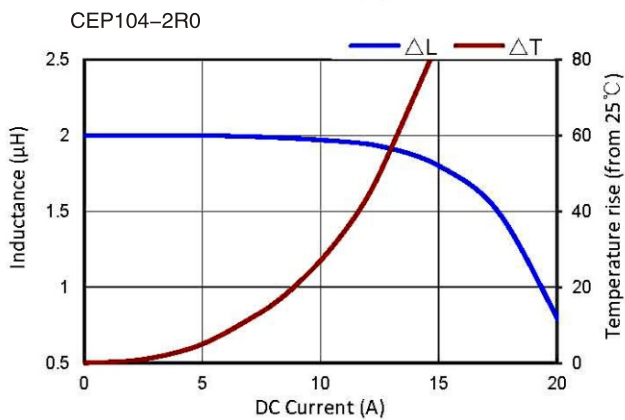
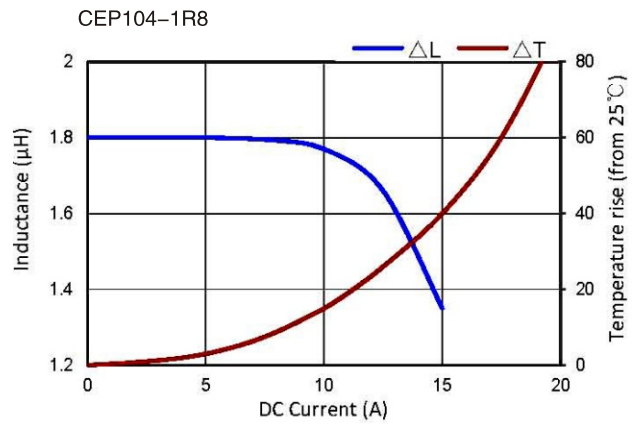
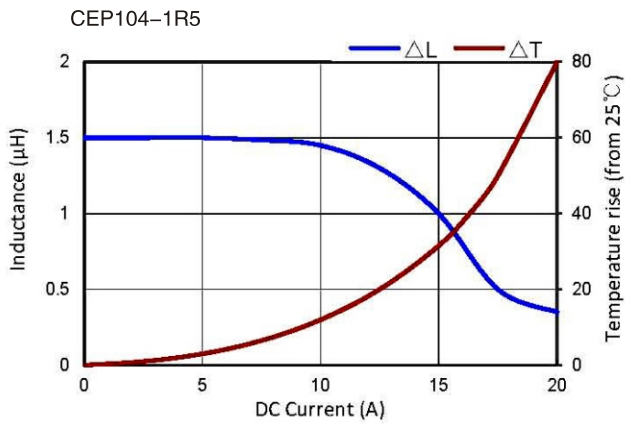
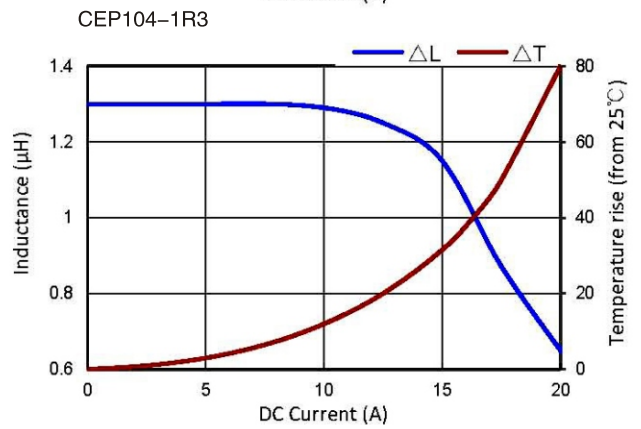
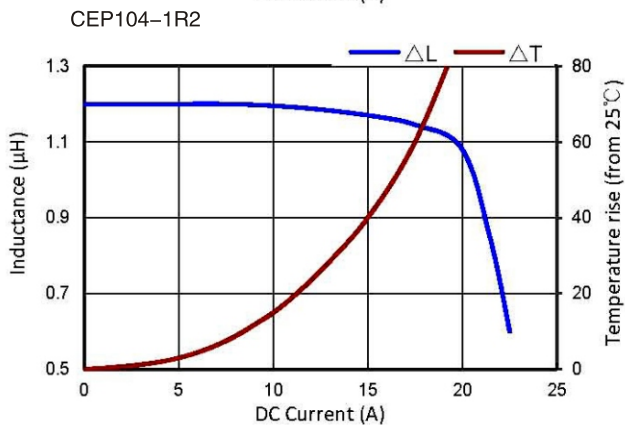
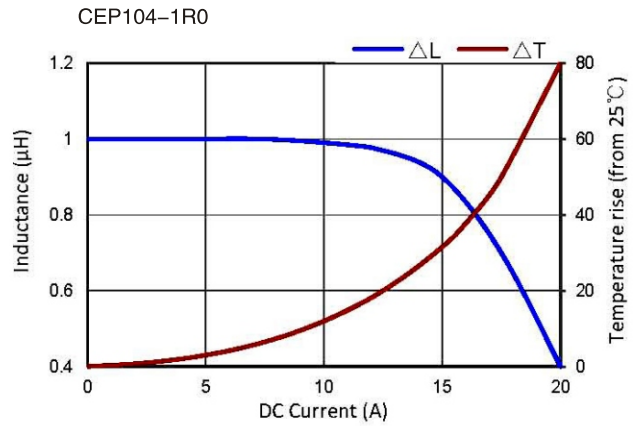
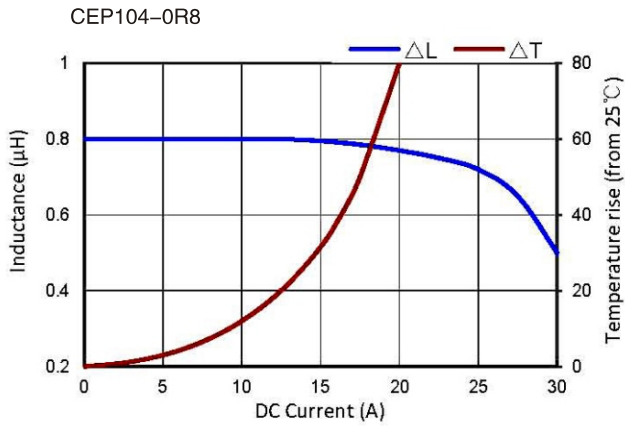
Dimensions(mm)



LAND PATTERNS

- Test Frequency : 100KHz / 0.25V
- Testing Instrument : L:HP4284A, CH11025, CH3302, CH1320, CH1320S LCR METER/Rdc:CH16502, Agilent33420A MICRO OHMMETER.
- The part temperature (ambient + temp rise) should not exceed 125°C under worst case operating conditions. Circuit design, component, PCB trace size and thickness, airflow and other cooling provisions all affect the part temperature. Part temperature should be verified in the end application.
- Operating Temperature & Storage Temperature: -40°C - +105°C.
- All specifications subject to change without notice.

ELECTRICAL CHARACTERISTIC CURVE:



ELECTRICAL CHARACTERISTIC CURVE:

