



# SMD COMMON MODE CHOKES

## STS01 SERIES

### FEATURES:

- Inductance range from 4.5uH to 205uH
- Current range up to 7.0 Amps
- High resonant frequency
- Meets UL94V-0 flammability standard
- Ferrite core material

### OPTIONS:

- Packaging: Tape & Reel is standard
- Bulk packaging available for smaller quantities

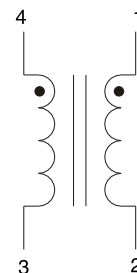
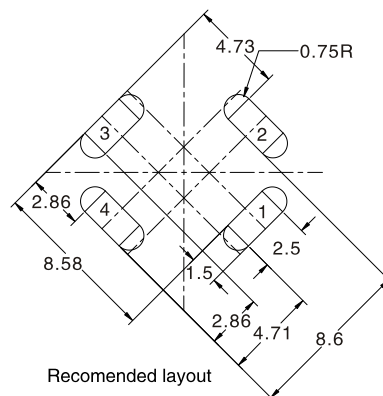
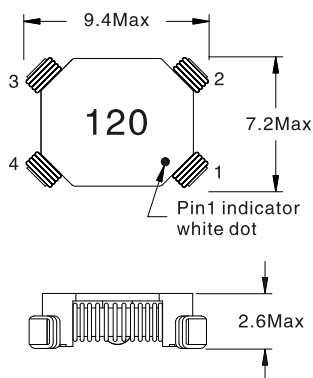
### COMMON APPLICATIONS:

- EMI filters
- DC-DC brick power supplies
- Discrete output supplies
- Discrete and point-of-use power supplies

### ELECTRICAL CHARACTERISTICS:

| Part Number | L(OA)<br>(uH) Min<br>100KHz,0.1V | Leakage<br>inductance<br>(uH) Typ | DCR<br>(Ω) Typ | Irms<br>(A)<br>ΔT=40°C | Interwinding<br>Capacitance<br>(pF) Typ |
|-------------|----------------------------------|-----------------------------------|----------------|------------------------|---|
| STS01-4R5Y  | 4.5                              | 0.05                              | 0.0027         | 7.0                    | 2.0                                     |
| STS01-8R0Y  | 8                                | 0.09                              | 0.0040         | 5.7                    | 2.1                                     |
| STS01-120Y  | 12.6                             | 0.14                              | 0.0077         | 4.1                    | 2.2                                     |
| STS01-180Y  | 18                               | 0.20                              | 0.0089         | 3.8                    | 2.3                                     |
| STS01-250Y  | 25                               | 0.28                              | 0.01           | 3.6                    | 2.4                                     |
| STS01-320Y  | 32.8                             | 0.36                              | 0.0138         | 3.1                    | 2.5                                     |
| STS01-410Y  | 41.5                             | 0.45                              | 0.019          | 2.6                    | 2.6                                     |
| STS01-510Y  | 51.2                             | 0.56                              | 0.026          | 2.2                    | 2.7                                     |
| STS01-620Y  | 62                               | 0.68                              | 0.035          | 1.9                    | 2.7                                     |
| STS01-730Y  | 73.7                             | 0.81                              | 0.048          | 1.65                   | 2.8                                     |
| STS01-101Y  | 100                              | 1.10                              | 0.07           | 1.35                   | 2.9                                     |
| STS01-131Y  | 131                              | 1.45                              | 0.1            | 1.15                   | 3.0                                     |
| STS01-161Y  | 166                              | 1.83                              | 0.138          | 1.0                    | 3.1                                     |
| STS01-201Y  | 205                              | 2.25                              | 0.186          | 0.85                   | 3.2                                     |

### PHYSICAL CHARACTERISTICS & WINDING



#### NOTES:

1. Inductance tested at 100KHz,0.1V
2. DCR Measured at 20°C
3. Hi-Pot: 300V for 1min. between windings
4. I rms current: current for approx. a 40°C temperature rise at an ambient temperature of 85°C
6. Operating temperature: -40°C to +125°C
7. Storage temperature: -40°C to +105°C