


SMD MOLDED POWER INDUCTORS

LPM0110 SERIES



FEATURES:

- High performance (Isat) realized by metal dust core.
- Low profile: 1.20mm x 1.00mm x 0.80mm
- Low loss realized with low DCR
- 100% lead (Pb) free meet RoHS standard
- RoHS compliant

COMMON APPLCATIONS:

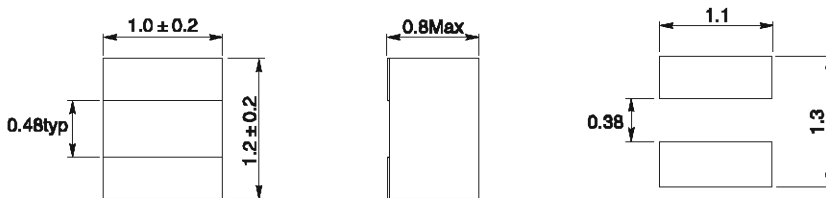
- DC/DC converter for GPU In Notebook PC
- Cellular phones, LCD displays, HDDs, DVCs, DSCs, PDAs etc..
- Thin type on-board power supply module for exchanger
- VRM for server

ELECTRICAL CHARACTERISTICS:

| Part Number | Inductance tolerance | Inductance L0(μH) @0Adc | Heat rating current DC Amps IDC(A) | Saturation current DC Amps Isat(A) | DCR Max. (mΩ). |
|--------------|----------------------|-------------------------|------------------------------------|------------------------------------|----------------|
| LPM0110-R22M | 20% | 0.22 | 1.7 | 2.16 | 60 |
| LPM0110-R33M | 20% | 0.33 | 1.53 | 1.90 | 80 |
| LPM0110-R47M | 20% | 0.47 | 1.40 | 1.40 | 96 |
| LPM0110-1R0M | 20% | 1.0 | 0.95 | 1.04 | 201 |
| LPM0110-1R5M | 20% | 1.5 | 0.81 | 0.74 | 276 |
| LPM0110-2R2M | 20% | 2.2 | 0.75 | 0.61 | 338 |
| LPM0110-3R3M | 20% | 3.3 | 0.52 | 0.47 | 516 |
| LPM0110-4R7M | 20% | 4.7 | 0.43 | 0.41 | 748 |
| LPM0110-100M | 20% | 10 | 0.32 | 0.32 | 1500 |

TECHNICAL INFORMATION & PHYSICAL CHARACTERISTICS:

Dimensions(mm)



Winding




Notes

- Test Frequency : 1.0MHz / 1V
- All test data is referenced to 25°C ambient.
- Heat Rated Current (I_{rms}) DC current (A) that will cause an approximate ΔT of 40°C
- Saturation Current (I_{sat}) DC current (A) that will cause L0 to drop approximately 30%
- Operating Temperature Range -55°C to +125°C
- The part temperature (ambient + temp rise) should not exceed 125°C under the worst case operating conditions. Circuit design, component placement, PCB trace size and thickness, airflow and other cooling provision all affect the part temperature. Part temperature should be verified in the end application.
- The rated current as listed is either the saturation current or the heating current depending on which value is lower.

SMD MOLDED POWER INDUCTORS

LPM0420C SERIES



FEATURES:

- High performance (Isat) realized by Carbonyl iron powder
- Low profile: 4.5mm x 4.0mm x 2.0mm
- Low loss realized with low DCR
- 100% lead (Pb) free meet RoHS standard
- RoHS compliant

COMMON APPLICATIONS:

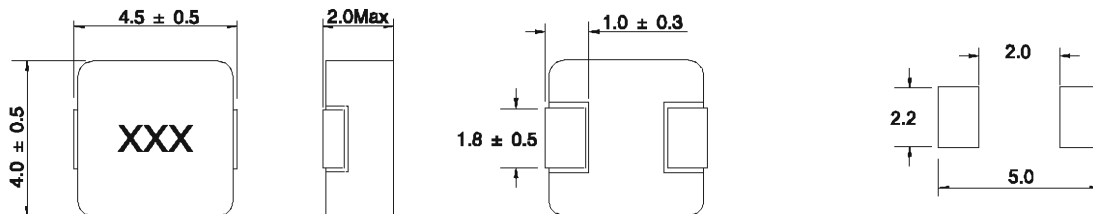
- DC/DC converter for CPU in Notebook PC
- Cellular phones, LCD displays, HDDs, DVCs, DSCs, PDAs etc..
- Thin type on-board power supply module for exchanger
- VRM for server

ELECTRICAL CHARACTERISTICS:

| Part Number | Inductance L0(μH) ±20% @0Adc | Heat rating current DC Amps IDC(A) | Saturation current DC Amps Isat(A) | DCR Typ. (mΩ). | DCR Max. (mΩ). |
|---------------|------------------------------|------------------------------------|------------------------------------|----------------|----------------|
| LPM0420C-R10M | 0.10 | 18.0 | 35.0 | 3.50 | 4.20 |
| LPM0420C-R15M | 0.15 | 15.0 | 28.0 | 3.70 | 4.50 |
| LPM0420C-R22M | 0.22 | 12.0 | 23.0 | 5.10 | 6.00 |
| LPM0420C-R33M | 0.33 | 10.0 | 17.0 | 8.30 | 9.80 |
| LPM0420C-R47M | 0.47 | 9.0 | 15.0 | 12.8 | 16.0 |
| LPM0420C-R56M | 0.56 | 8.0 | 13.0 | 13.0 | 16.0 |
| LPM0420C-R68M | 0.68 | 7.0 | 12.0 | 16.0 | 19.0 |
| LPM0420C-1R0M | 1.0 | 6.0 | 10.0 | 23.5 | 28.0 |
| LPM0420C-1R2M | 1.2 | 5.0 | 9.0 | 27.0 | 32.0 |
| LPM0420C-1R5M | 1.5 | 4.5 | 8.0 | 31.0 | 37.0 |
| LPM0420C-2R2M | 2.2 | 4.0 | 7.0 | 53.0 | 60.0 |
| LPM0420C-3R3M | 3.3 | 3.5 | 6.0 | 86.0 | 96.0 |
| LPM0420C-4R7M | 4.7 | 3.0 | 5.0 | 112.0 | 125.0 |
| LPM0420C-5R6M | 5.6 | 2.8 | 4.5 | 146.0 | 173.0 |
| LPM0420C-6R8M | 6.8 | 2.5 | 4.0 | 165.0 | 185.0 |
| LPM0420C-8R2M | 8.2 | 2.0 | 3.0 | 241.0 | 260.0 |
| LPM0420C-100M | 10.0 | 1.8 | 3.0 | 285.0 | 310.0 |

TECHNICAL INFORMATION & PHYSICAL CHARACTERISTICS:

Dimensions(mm)



Winding




Notes

- Test Frequency : 100KHz / 1V
- All test data is referenced to 25°C ambient.
- Heat Rated Current (I_{ms}) DC current (A) that will cause an approximate ΔT of 40°C
- Saturation Current (I_{sat}) DC current (A) that will cause L0 to drop approximately 30%
- Operating Temperature Range -55°C to +125°C
- The part temperature (ambient + temp rise) should not exceed 125°C under the worst case operating conditions. Circuit design, component placement, PCB trace size and thickness, airflow and other cooling provision all affect the part temperature. Part temperature should be verified in the end application.
- The rated current as listed is either the saturation current or the heating current depending on which value is lower.

SMD MOLDED POWER INDUCTORS

LPM0515C SERIES



FEATURES:

- High performance (Isat) realized by Carbonyl iron powder
- Low profile: 5.5mm x 5.2mm x 1.5mm
- Low loss realized with low DCR
- 100% lead (Pb) free meet RoHS standard
- RoHS compliant

COMMON APPLICATIONS:

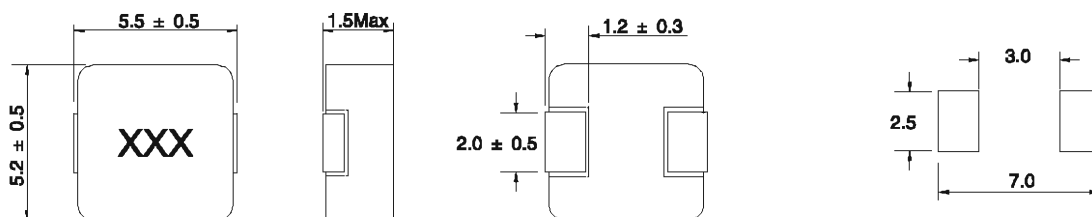
- DC/DC converter for CPU in Notebook PC
- Cellular phones, LCD displays, HDDs, DVCs, DSCs, PDAs etc..
- Thin type on-board power supply module for exchanger
- VRM for server

ELECTRICAL CHARACTERISTICS:

| Part Number | Inductance L0(μH) ±20% @0Adc | Heat rating current DC Amps IDC(A) | Saturation current DC Amps Isat(A) | DCR Typ. (mΩ). | DCR Max. (mΩ). |
|---------------|------------------------------|------------------------------------|------------------------------------|----------------|----------------|
| LPM0515C-R15M | 0.15 | 16.0 | 26.0 | 4.50 | 5.40 |
| LPM0515C-R22M | 0.22 | 15.0 | 25.0 | 6.50 | 7.80 |
| LPM0515C-R47M | 0.47 | 12.0 | 20.0 | 11.0 | 13.0 |
| LPM0515C-R68M | 0.68 | 10.0 | 15.0 | 11.6 | 13.5 |
| LPM0515C-1R0M | 1.0 | 8.0 | 10.0 | 19.5 | 24.0 |
| LPM0515C-2R2M | 2.2 | 5.0 | 7.0 | 63.0 | 70.0 |
| LPM0515C-3R3M | 3.3 | 4.0 | 6.0 | 68.0 | 75.0 |
| LPM0515C-4R7M | 4.7 | 3.0 | 5.0 | 108.0 | 118.0 |
| LPM0515C-5R6M | 5.6 | 2.8 | 4.5 | 126.0 | 140.0 |
| LPM0515C-6R8M | 6.8 | 2.5 | 4.2 | 142.0 | 155.0 |
| LPM0515C-8R2M | 8.2 | 2.4 | 4.0 | 175.0 | 190.0 |
| LPM0515C-100M | 10.0 | 2.3 | 3.8 | 255.0 | 280.0 |

TECHNICAL INFORMATION & PHYSICAL CHARACTERISTICS:

Dimensions(mm)



Winding




Notes

- Test Frequency : 100KHz / 1V
- All test data is referenced to 25°C ambient.
- Heat Rated Current (Ims) DC current (A) that will cause an approximate ΔT of 40°C
- Saturation Current (Isat) DC current (A) that will cause L0 to drop approximately 30%
- Operating Temperature Range -55°C to +125°C
- The part temperature (ambient + temp rise) should not exceed 125°C under the worst case operating conditions. Circuit design, component placement, PCB trace size and thickness, airflow and other cooling provision all affect the part temperature. Part temperature should be verified in the end application.
- The rated current as listed is either the saturation current or the heating current depending on which value is lower.

SMD MOLDED POWER INDUCTORS

LPM0518C SERIES



FEATURES:

- High performance (Isat) realized by Carbonyl iron powder
- Low profile: 5.5mm x 5.2mm x 1.8mm
- Low loss realized with low DCR
- 100% lead (Pb) free meet RoHS standard
- RoHS compliant

COMMON APPLICATIONS:

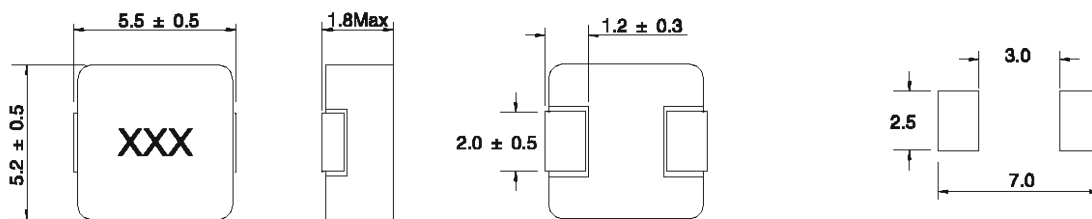
- DC/DC converter for CPU in Notebook PC
- Cellular phones, LCD displays, HDDs, DVCs, DSCs, PDAs etc..
- Thin type on-board power supply module for exchanger
- VRM for server

ELECTRICAL CHARACTERISTICS:

| Part Number | Inductance L0(μH) ±20% @0Adc | Heat rating current DC Amps IDC(A) | Saturation current DC Amps Isat(A) | DCR Typ. (mΩ). | DCR Max. (mΩ). |
|---------------|------------------------------|------------------------------------|------------------------------------|----------------|----------------|
| LPM0518C-R22M | 0.22 | 16.0 | 28.0 | 4.40 | 5.30 |
| LPM0518C-R47M | 0.47 | 13.0 | 22.0 | 8.00 | 9.50 |
| LPM0518C-1R0M | 1.0 | 8.0 | 14.0 | 14.0 | 16.5 |
| LPM0518C-2R2M | 2.2 | 6.0 | 8.0 | 36.0 | 45.0 |
| LPM0518C-4R7M | 4.7 | 3.5 | 5.5 | 76.0 | 85.0 |
| | | | | | |
| | | | | | |
| | | | | | |
| | | | | | |
| | | | | | |
| | | | | | |
| | | | | | |
| | | | | | |
| | | | | | |

TECHNICAL INFORMATION & PHYSICAL CHARACTERISTICS:

Dimensions(mm)



Winding




Notes

- Test Frequency : 100KHz / 1V
- All test data is referenced to 25°C ambient.
- Heat Rated Current (Irms) DC current (A) that will cause an approximate ΔT of 40°C
- Saturation Current (Isat) DC current (A) that will cause L0 to drop approximately 30%
- Operating Temperature Range -55°C to +125°C
- The part temperature (ambient + temp rise) should not exceed 125°C under the worst case operating conditions. Circuit design, component placement, PCB trace size and thickness, airflow and other cooling provision all affect the part temperature. Part temperature should be verified in the end application.
- The rated current as listed is either the saturation current or the heating current depending on which value is lower.

SMD MOLDED POWER INDUCTORS

LPM0520C SERIES



FEATURES:

- High performance (Isat) realized by Carbonyl iron powder
- Low profile: 5.5mm x 5.2mm x 2.0mm
- Low loss realized with low DCR
- 100% lead (Pb) free meet RoHS standard
- RoHS compliant

COMMON APPLICATIONS:

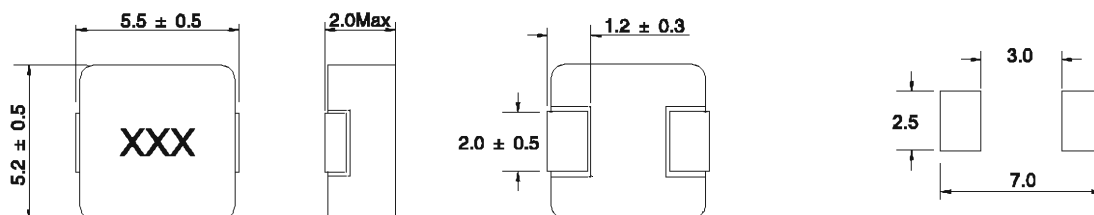
- DC/DC converter for CPU in Notebook PC
- Cellular phones, LCD displays, HDDs, DVCs, DSCs, PDAs etc..
- Thin type on-board power supply module for exchanger
- VRM for server

ELECTRICAL CHARACTERISTICS:

| Part Number | Inductance L0(μH) ±20% @0Adc | Heat rating current DC Amps IDC(A) | Saturation current DC Amps Isat(A) | DCR Typ. (mΩ). | DCR Max. (mΩ). |
|---------------|------------------------------|------------------------------------|------------------------------------|----------------|----------------|
| LPM0520C-R10M | 0.10 | 20.0 | 32.0 | 3.00 | 3.60 |
| LPM0520C-R22M | 0.22 | 18.0 | 28.0 | 4.30 | 5.20 |
| LPM0520C-R33M | 0.33 | 16.0 | 26.0 | 8.6 | 10.5 |
| LPM0520C-R47M | 0.47 | 14.0 | 24.0 | 8.6 | 10.5 |
| LPM0520C-R68M | 0.68 | 12.0 | 18.0 | 12.0 | 15.0 |
| LPM0520C-1R0M | 1.0 | 10.0 | 15.0 | 17.0 | 20.0 |
| LPM0520C-1R5M | 1.5 | 7.0 | 13.0 | 28.0 | 33.0 |
| LPM0520C-2R2M | 2.2 | 6.0 | 9.0 | 33.0 | 39.0 |
| LPM0520C-3R3M | 3.3 | 5.0 | 8.0 | 60.0 | 70.0 |
| LPM0520C-4R7M | 4.7 | 4.0 | 6.0 | 84.0 | 95.0 |
| LPM0520C-5R6M | 5.6 | 3.5 | 5.0 | 84.0 | 95.0 |
| LPM0520C-6R8M | 6.8 | 3.0 | 4.5 | 93.0 | 105.0 |
| LPM0520C-8R2M | 8.2 | 2.5 | 4.0 | 132.0 | 145.0 |
| LPM0520C-100M | 10.0 | 2.0 | 3.5 | 155.0 | 175.0 |

TECHNICAL INFORMATION & PHYSICAL CHARACTERISTICS:

Dimensions(mm)



Winding




Notes

- Test Frequency : 100KHz / 1V
- All test data is referenced to 25°C ambient.
- Heat Rated Current (I_{rms}) DC current (A) that will cause an approximate ΔT of 40°C
- Saturation Current (I_{sat}) DC current (A) that will cause L0 to drop approximately 30%
- Operating Temperature Range -55°C to +125°C
- The part temperature (ambient + temp rise) should not exceed 125°C under the worst case operating conditions. Circuit design, component placement, PCB trace size and thickness, airflow and other cooling provision all affect the part temperature. Part temperature should be verified in the end application.
- The rated current as listed is either the saturation current or the heating current depending on which value is lower.

SMD MOLDED POWER INDUCTORS

LPM0530C SERIES



FEATURES:

- High performance (Isat) realized by Carbonyl iron powder
- Low profile: 5.5mm x 5.2mm x 3.0mm
- Low loss realized with low DCR
- 100% lead (Pb) free meet RoHS standard
- RoHS compliant

COMMON APPLICATIONS:

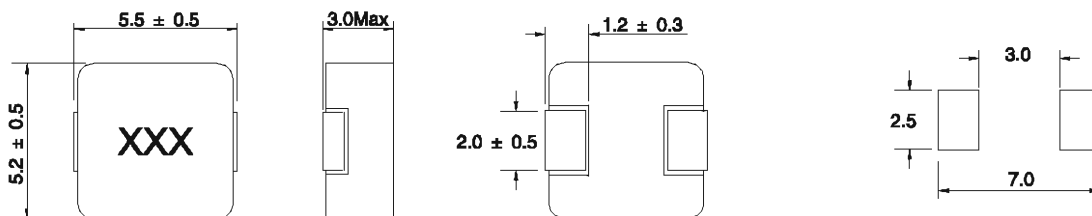
- DC/DC converter for CPU in Notebook PC
- Cellular phones, LCD displays, HDDs, DVCs, DSCs, PDAs etc..
- Thin type on-board power supply module for exchanger
- VRM for server

ELECTRICAL CHARACTERISTICS:

| Part Number | Inductance L0(μH) ±20% @0Adc | Heat rating current DC Amps IDC(A) | Saturation current DC Amps Isat(A) | DCR Typ. (mΩ). | DCR Max. (mΩ). |
|---------------|------------------------------|------------------------------------|------------------------------------|----------------|----------------|
| LPM0530C-R10M | 0.10 | 23.0 | 38.0 | 2.60 | 3.30 |
| LPM0530C-R15M | 0.15 | 22.0 | 35.0 | 2.80 | 3.50 |
| LPM0530C-R22M | 0.22 | 19.0 | 32.0 | 4.00 | 5.00 |
| LPM0530C-R33M | 0.33 | 18.0 | 28.0 | 5.10 | 6.00 |
| LPM0530C-R47M | 0.47 | 16.0 | 26.0 | 6.50 | 8.00 |
| LPM0530C-R68M | 0.68 | 14.0 | 24.0 | 8.0 | 10.0 |
| LPM0530C-1R0M | 1.0 | 12.0 | 18.0 | 11.5 | 14.0 |
| LPM0530C-1R2M | 1.2 | 11.0 | 16.0 | 11.5 | 14.0 |
| LPM0530C-1R5M | 1.5 | 9.0 | 14.0 | 15.5 | 18.5 |
| LPM0530C-2R2M | 2.2 | 8.0 | 13.0 | 25.5 | 31.0 |
| LPM0530C-3R3M | 3.3 | 7.0 | 11.0 | 32.5 | 37.0 |
| LPM0530C-4R7M | 4.7 | 5.5 | 9.0 | 56.0 | 66.0 |
| LPM0530C-5R6M | 5.6 | 5.0 | 8.0 | 63.0 | 72.0 |
| LPM0530C-6R8M | 6.8 | 4.5 | 7.0 | 76.0 | 86.0 |
| LPM0530C-100M | 10.0 | 4.0 | 6.0 | 111.0 | 122.0 |
| LPM0530C-150M | 15.0 | 3.0 | 5.0 | 153.0 | 166.0 |
| LPM0530C-330M | 33.0 | 2.0 | 3.5 | 315.0 | 340.0 |

TECHNICAL INFORMATION & PHYSICAL CHARACTERISTICS:

Dimensions(mm)



Winding




Notes

- Test Frequency : 100KHz / 1V
- All test data is referenced to 25°C ambient.
- Heat Rated Current (I_{ms}) DC current (A) that will cause an approximate ΔT of 40°C
- Saturation Current (I_{sat}) DC current (A) that will cause L0 to drop approximately 30%
- Operating Temperature Range -55°C to +125°C
- The part temperature (ambient + temp rise) should not exceed 125°C under the worst case operating conditions. Circuit design, component placement, PCB trace size and thickness, airflow and other cooling provision all affect the part temperature. Part temperature should be verified in the end application.
- The rated current as listed is either the saturation current or the heating current depending on which value is lower.

SMD MOLDED POWER INDUCTORS

LPM0620C SERIES



FEATURES:

- High performance (Isat) realized by Carbonyl iron powder
- Low profile: 7.4mm x 6.6mm x 2.0mm
- Low loss realized with low DCR
- 100% lead (Pb) free meet RoHS standard
- RoHS compliant

COMMON APPLICATIONS:

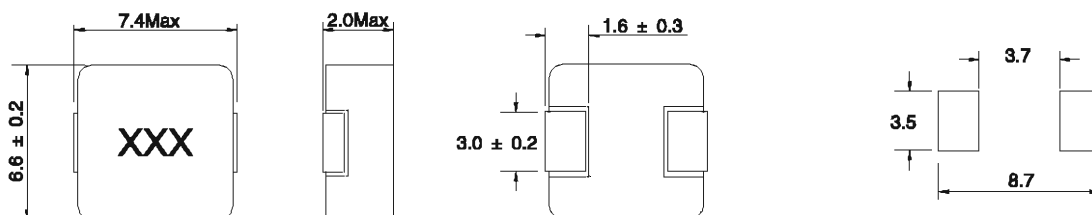
- DC/DC converter for CPU in Notebook PC
- Cellular phones, LCD displays, HDDs, DVCs, DSCs, PDAs etc..
- Thin type on-board power supply module for exchanger
- VRM for server

ELECTRICAL CHARACTERISTICS:

| Part Number | Inductance L0(μH) ±20% @0Adc | Heat rating current DC Amps IDC(A) | Saturation current DC Amps Isat(A) | DCR Typ. (mΩ). | DCR Max. (mΩ). |
|---------------|------------------------------|------------------------------------|------------------------------------|----------------|----------------|
| LPM0620C-R10M | 0.10 | 21.0 | 45.0 | 2.70 | 3.30 |
| LPM0620C-R22M | 0.22 | 17.0 | 30.0 | 2.80 | 3.50 |
| LPM0620C-R33M | 0.33 | 15.0 | 26.0 | 5.60 | 7.00 |
| LPM0620C-R47M | 0.47 | 11.0 | 23.0 | 6.10 | 7.80 |
| LPM0620C-R68M | 0.68 | 10.0 | 21.0 | 9.8 | 12.0 |
| LPM0620C-1R0M | 1.00 | 9.0 | 20.0 | 16.0 | 19.0 |
| LPM0620C-1R5M | 1.50 | 8.0 | 18.0 | 22.0 | 26.0 |
| LPM0620C-2R2M | 2.20 | 6.0 | 12.0 | 32.0 | 38.0 |
| LPM0620C-3R3M | 3.30 | 5.0 | 9.0 | 45.0 | 53.0 |
| LPM0620C-4R7M | 4.70 | 4.5 | 8.0 | 53.0 | 62.0 |
| LPM0620C-6R8M | 6.80 | 4.0 | 6.0 | 114.0 | 128.0 |
| LPM0620C-100M | 10.00 | 3.0 | 5.0 | 147.0 | 163.0 |
| | | | | | |
| | | | | | |
| | | | | | |

TECHNICAL INFORMATION & PHYSICAL CHARACTERISTICS:

Dimensions(mm)



Winding




Notes

- Test Frequency : 100KHz / 1V
- All test data is referenced to 25°C ambient.
- Heat Rated Current (I_{rms}) DC current (A) that will cause an approximate ΔT of 40°C
- Saturation Current (I_{sat}) DC current (A) that will cause L0 to drop approximately 30%
- Operating Temperature Range -55°C to +125°C
- The part temperature (ambient + temp rise) should not exceed 125°C under the worst case operating conditions. Circuit design, component placement, PCB trace size and thickness, airflow and other cooling provision all affect the part temperature. Part temperature should be verified in the end application.
- The rated current as listed is either the saturation current or the heating current depending on which value is lower.

SMD MOLDED POWER INDUCTORS

LPM0624C SERIES



FEATURES:

- High performance (Isat) realized by Carbonyl iron powder
- Low profile: 7.4mm x 6.6mm x 2.4mm
- Low loss realized with low DCR
- 100% lead (Pb) free meet RoHS standard
- RoHS compliant

COMMON APPLICATIONS:

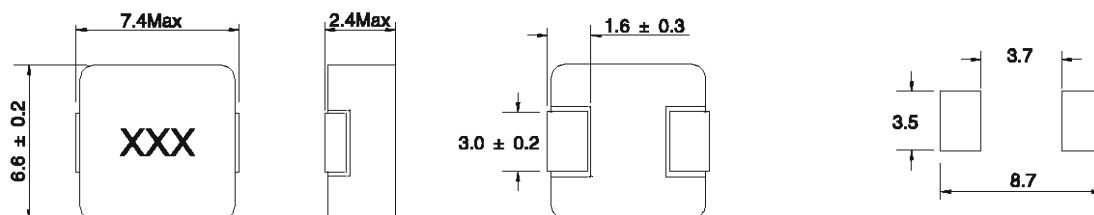
- DC/DC converter for CPU in Notebook PC
- Cellular phones, LCD displays, HDDs, DVCs, DSCs, PDAs etc..
- Thin type on-board power supply module for exchanger
- VRM for server

ELECTRICAL CHARACTERISTICS:

| Part Number | Inductance L0(μH) ±20% @0Adc | Heat rating current DC Amps IDC(A) | Saturation current DC Amps Isat(A) | DCR Typ. (mΩ). | DCR Max. (mΩ). |
|---------------|------------------------------|------------------------------------|------------------------------------|----------------|----------------|
| LPM0624C-R10M | 0.10 | 30.0 | 60.0 | 1.30 | 1.60 |
| LPM0624C-R22M | 0.22 | 21.0 | 34.0 | 2.50 | 3.00 |
| LPM0624C-R47M | 0.47 | 16.0 | 26.0 | 4.00 | 4.80 |
| LPM0624C-R68M | 0.68 | 14.0 | 23.0 | 7.10 | 8.50 |
| LPM0624C-R82M | 0.82 | 13.0 | 22.0 | 9.6 | 11.5 |
| LPM0624C-1R0M | 1.0 | 12.0 | 22.0 | 11.3 | 13.0 |
| LPM0624C-1R5M | 1.5 | 10.0 | 19.0 | 14.0 | 17.0 |
| LPM0624C-2R2M | 2.2 | 8.0 | 14.0 | 22.0 | 26.0 |
| LPM0624C-3R3M | 3.3 | 7.0 | 12.0 | 32.0 | 38.0 |
| LPM0624C-4R7M | 4.7 | 6.0 | 11.0 | 47.0 | 55.0 |
| LPM0624C-6R8M | 6.8 | 5.0 | 9.0 | 65.0 | 75.0 |
| LPM0624C-8R2M | 8.2 | 4.5 | 8.0 | 82.0 | 90.0 |
| LPM0624C-100M | 10.0 | 4.0 | 7.0 | 86.0 | 95.0 |
| LPM0624C-150M | 15.0 | 3.5 | 6.0 | 122.0 | 136.0 |

TECHNICAL INFORMATION & PHYSICAL CHARACTERISTICS:

Dimensions(mm)



Winding




Notes

- Test Frequency : 100KHz / 1V
- All test data is referenced to 25°C ambient.
- Heat Rated Current (Irms) DC current (A) that will cause an approximate ΔT of 40°C
- Saturation Current (Isat) DC current (A) that will cause L0 to drop approximately 30%
- Operating Temperature Range -55°C to +125°C
- The part temperature (ambient + temp rise) should not exceed 125°C under the worst case operating conditions. Circuit design, component placement, PCB trace size and thickness, airflow and other cooling provision all affect the part temperature. Part temperature should be verified in the end application.
- The rated current as listed is either the saturation current or the heating current depending on which value is lower.

SMD MOLDED POWER INDUCTORS

LPM0630C SERIES



FEATURES:

- High performance (Isat) realized by Carbonyl iron powder
- Low profile: 7.4mm x 6.6mm x 3.0mm
- Low loss realized with low DCR
- 100% lead (Pb) free meet RoHS standard
- RoHS compliant

COMMON APPLICATIONS:

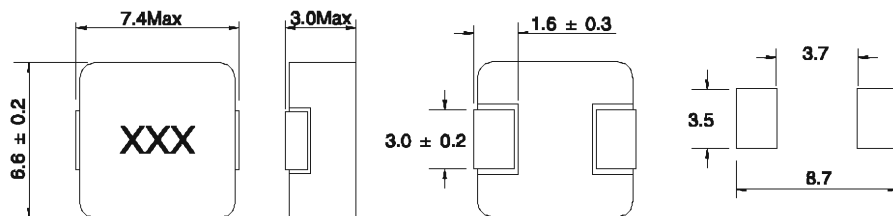
- DC/DC converter for CPU in Notebook PC
- Cellular phones, LCD displays, HDDs, DVCs, DSCs, PDAs etc..
- Thin type on-board power supply module for exchanger
- VRM for server

ELECTRICAL CHARACTERISTICS:

| Part Number | Inductance L0(μH) ±20% @0Adc | Heat rating current DC Amps IDC(A) | Saturation current DC Amps Isat(A) | DCR Typ. (mΩ). | DCR Max. (mΩ). |
|---------------|------------------------------|------------------------------------|------------------------------------|----------------|----------------|
| LPM0630C-R10M | 0.10 | 30.0 | 75.0 | 1.20 | 1.50 |
| LPM0630C-R12M | 0.12 | 29.0 | 60.0 | 1.70 | 2.10 |
| LPM0630C-R15M | 0.15 | 28.0 | 53.0 | 1.70 | 2.10 |
| LPM0630C-R22M | 0.22 | 25.0 | 45.0 | 2.20 | 2.70 |
| LPM0630C-R33M | 0.33 | 23.0 | 35.0 | 2.60 | 3.20 |
| LPM0630C-R36M | 0.36 | 22.0 | 32.0 | 3.20 | 4.00 |
| LPM0630C-R47M | 0.47 | 21.0 | 31.0 | 3.50 | 4.50 |
| LPM0630C-R68M | 0.68 | 20.0 | 30.0 | 4.90 | 6.00 |
| LPM0630C-R82M | 0.82 | 16.0 | 28.0 | 7.30 | 8.50 |
| LPM0630C-1R0M | 1.0 | 13.0 | 26.0 | 7.50 | 9.00 |
| LPM0630C-1R2M | 1.2 | 12.0 | 22.0 | 9.3 | 11.0 |
| LPM0630C-1R5M | 1.5 | 11.0 | 20.0 | 10.5 | 13.0 |
| LPM0630C-2R2M | 2.2 | 10.0 | 18.0 | 14.5 | 18.5 |
| LPM0630C-3R3M | 3.3 | 9.0 | 15.0 | 25.0 | 30.0 |
| LPM0630C-4R7M | 4.7 | 8.0 | 14.0 | 36.0 | 40.0 |
| LPM0630C-5R6M | 5.6 | 7.0 | 13.0 | 43.0 | 51.0 |
| LPM0630C-6R8M | 6.8 | 6.0 | 11.0 | 54.0 | 63.0 |
| LPM0630C-100M | 10.0 | 4.5 | 8.0 | 78.0 | 88.0 |
| LPM0630C-150M | 15.0 | 3.5 | 6.0 | 94.0 | 105.0 |
| LPM0630C-220M | 22.0 | 2.5 | 4.0 | 122.0 | 138.0 |

TECHNICAL INFORMATION & PHYSICAL CHARACTERISTICS:

Dimensions(mm)



Winding




Notes

- Test Frequency : 100KHz / 1V
- All test data is referenced to 25°C ambient.
- Heat Rated Current (Irms) DC current (A) that will cause an approximate ΔT of 40°C
- Saturation Current (Isat) DC current (A) that will cause L0 to drop approximately 30%
- Operating Temperature Range -55°C to +125°C
- The part temperature (ambient + temp rise) should not exceed 125°C under the worst case operating conditions. Circuit design, component placement, PCB trace size and thickness, airflow and other cooling provision all affect the part temperature. Part temperature should be verified in the end application.
- The rated current as listed is either the saturation current or the heating current depending on which value is lower.

SMD MOLDED POWER INDUCTORS

LPM0640C SERIES



FEATURES:

- High performance (Isat) realized by Carbonyl iron powder
- Low profile: 7.4mm x 6.6mm x 4.0mm
- Low loss realized with low DCR
- 100% lead (Pb) free meet RoHS standard
- RoHS compliant

COMMON APPLICATIONS:

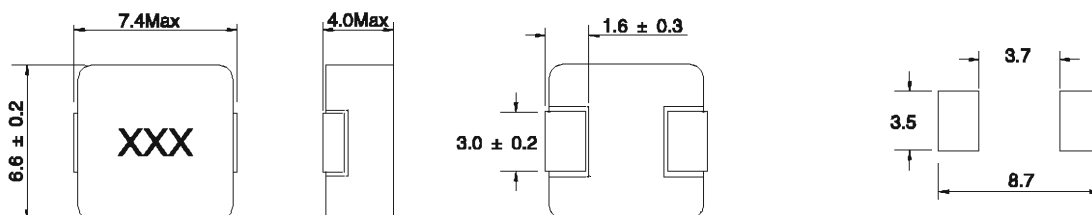
- DC/DC converter for CPU in Notebook PC
- Cellular phones, LCD displays, HDDs, DVCs, DSCs, PDAs etc..
- Thin type on-board power supply module for exchanger
- VRM for server

ELECTRICAL CHARACTERISTICS:

| Part Number | Inductance L0(μH) ±20% @0Adc | Heat rating current DC Amps IDC(A) | Saturation current DC Amps Isat(A) | DCR Typ. (mΩ). | DCR Max. (mΩ). |
|---------------|------------------------------|------------------------------------|------------------------------------|----------------|----------------|
| LPM0640C-R15M | 0.15 | 40.0 | 65.0 | 0.65 | 0.80 |
| LPM0640C-R22M | 0.22 | 35.0 | 48.0 | 0.99 | 1.05 |
| LPM0640C-R33M | 0.33 | 25.0 | 35.0 | 1.80 | 2.04 |
| LPM0640C-R56M | 0.56 | 22.0 | 30.0 | 3.50 | 4.50 |
| LPM0640C-1R0M | 1.0 | 14.0 | 25.0 | 5.70 | 7.00 |
| LPM0640C-2R2M | 2.2 | 11.0 | 20.0 | 11.2 | 13.5 |
| LPM0640C-3R3M | 3.3 | 9.0 | 16.0 | 15.0 | 18.0 |
| LPM0640C-4R7M | 4.7 | 8.0 | 15.0 | 22.0 | 26.0 |
| LPM0640C-5R6M | 5.6 | 7.0 | 14.0 | 29.0 | 35.0 |
| LPM0640C-6R8M | 6.8 | 6.5 | 13.0 | 31.0 | 37.0 |
| LPM0640C-100M | 10.0 | 5.0 | 12.0 | 59.0 | 70.0 |
| LPM0640C-120M | 12.0 | 4.0 | 8.0 | 65.0 | 80.0 |
| | | | | | |
| | | | | | |
| | | | | | |

TECHNICAL INFORMATION & PHYSICAL CHARACTERISTICS:

Dimensions(mm)



Winding




Notes

- Test Frequency : 100KHz / 1V
- All test data is referenced to 25°C ambient.
- Heat Rated Current (I_{ms}) DC current (A) that will cause an approximate ΔT of 40°C
- Saturation Current (I_{sat}) DC current (A) that will cause L0 to drop approximately 30%
- Operating Temperature Range -55°C to +125°C
- The part temperature (ambient + temp rise) should not exceed 125°C under the worst case operating conditions. Circuit design, component placement, PCB trace size and thickness, airflow and other cooling provision all affect the part temperature. Part temperature should be verified in the end application.
- The rated current as listed is either the saturation current or the heating current depending on which value is lower.

SMD MOLDED POWER INDUCTORS

LPM0650C SERIES



FEATURES:

- High performance (Isat) realized by Carbonyl iron powder
- Low profile: 7.4mm x 6.6mm x 5.0mm
- Low loss realized with low DCR
- 100% lead (Pb) free meet RoHS standard
- RoHS compliant

COMMON APPLICATIONS:

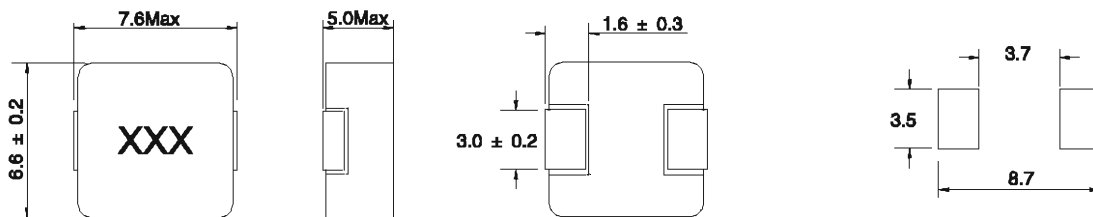
- DC/DC converter for CPU in Notebook PC
- Cellular phones, LCD displays, HDDs, DVCs, DSCs, PDAs etc..
- Thin type on-board power supply module for exchanger
- VRM for server

ELECTRICAL CHARACTERISTICS:

| Part Number | Inductance L0(μH) ±20% @0Adc | Heat rating current DC Amps IDC(A) | Saturation current DC Amps Isat(A) | DCR Typ. (mΩ). | DCR Max. (mΩ). |
|---------------|------------------------------|------------------------------------|------------------------------------|----------------|----------------|
| LPM0650C-R47M | 0.47 | 22.0 | 30.0 | 3.20 | 3.60 |
| LPM0650C-1R0M | 1.0 | 15.0 | 26.0 | 6.00 | 7.50 |
| LPM0650C-2R2M | 2.2 | 11.0 | 18.0 | 9.80 | 12.0 |
| LPM0650C-3R3M | 3.3 | 9.0 | 17.0 | 17.5 | 20.0 |
| LPM0650C-4R7M | 4.7 | 7.0 | 16.0 | 28.0 | 32.0 |
| LPM0650C-5R6M | 5.6 | 7.0 | 15.0 | 29.0 | 33.0 |
| LPM0650C-6R8M | 6.8 | 6.5 | 13.0 | 33.5 | 40.0 |
| LPM0650C-100M | 10.0 | 6.0 | 12.0 | 47.0 | 55.0 |
| LPM0650C-150M | 15.0 | 5.0 | 10.0 | 82.0 | 93.0 |
| LPM0650C-220M | 22.0 | 4.0 | 7.0 | 121.0 | 140.0 |
| LPM0650C-330M | 33.0 | 3.0 | 6.0 | 145.0 | 158.0 |
| LPM0650C-470M | 47.0 | 2.5 | 4.0 | 200.0 | 225.0 |
| | | | | | |
| | | | | | |
| | | | | | |

TECHNICAL INFORMATION & PHYSICAL CHARACTERISTICS:

Dimensions(mm)



Winding




Notes

- Test Frequency : 100KHz / 1V
- All test data is referenced to 25°C ambient.
- Heat Rated Current (Irms) DC current (A) that will cause an approximate ΔT of 40°C
- Saturation Current (Isat) DC current (A) that will cause L0 to drop approximately 30%
- Operating Temperature Range -55°C to +125°C
- The part temperature (ambient + temp rise) should not exceed 125°C under the worst case operating conditions. Circuit design, component placement, PCB trace size and thickness, airflow and other cooling provision all affect the part temperature. Part temperature should be verified in the end application.
- The rated current as listed is either the saturation current or the heating current depending on which value is lower.

SMD MOLDED POWER INDUCTORS

LPM0830C SERIES



FEATURES:

- High performance (Isat) realized by Carbonyl iron powder
- Low profile: 9.2mm x 8.0mm x 3.0mm
- Low loss realized with low DCR
- 100% lead (Pb) free meet RoHS standard
- RoHS compliant

COMMON APPLICATIONS:

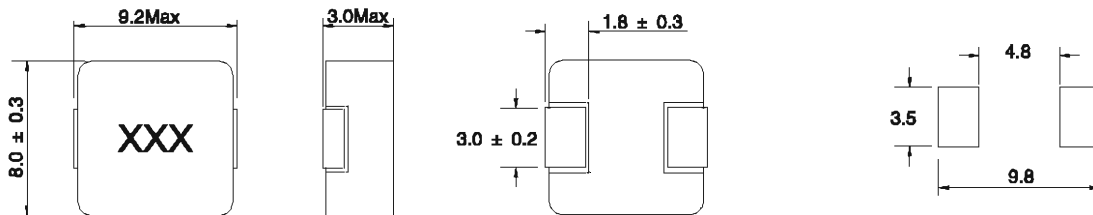
- DC/DC converter for CPU in Notebook PC
- Cellular phones, LCD displays, HDDs, DVCs, DSCs, PDAs etc..
- Thin type on-board power supply module for exchanger
- VRM for server

ELECTRICAL CHARACTERISTICS:

| Part Number | Inductance L0(μH) ±20% @0Adc | Heat rating current DC Amps IDC(A) | Saturation current DC Amps Isat(A) | DCR Typ. (mΩ). | DCR Max. (mΩ). |
|---------------|------------------------------|------------------------------------|------------------------------------|----------------|----------------|
| LPM0830C-R22M | 0.22 | 30.0 | 55.0 | 1.50 | 1.80 |
| LPM0830C-R33M | 0.33 | 25.0 | 47.0 | 2.20 | 2.50 |
| LPM0830C-R47M | 0.47 | 20.0 | 36.0 | 3.10 | 3.30 |
| LPM0830C-R68M | 0.68 | 19.0 | 32.0 | 3.30 | 4.00 |
| LPM0830C-1R0M | 1.0 | 16.0 | 30.0 | 6.50 | 8.00 |
| LPM0830C-1R5M | 1.5 | 14.0 | 23.0 | 6.50 | 8.00 |
| LPM0830C-2R2M | 2.2 | 12.0 | 18.0 | 10.5 | 12.5 |
| LPM0830C-3R3M | 3.3 | 10.0 | 16.0 | 19.0 | 23.0 |
| LPM0830C-4R7M | 4.7 | 9.0 | 15.0 | 31.5 | 38.0 |
| LPM0830C-5R6M | 5.6 | 8.0 | 13.0 | 35.0 | 42.0 |
| LPM0830C-6R8M | 6.8 | 7.0 | 12.0 | 46.0 | 53.0 |
| LPM0830C-8R2M | 8.2 | 6.5 | 9.5 | 49.0 | 65.0 |
| LPM0830C-100M | 10.0 | 6.0 | 8.0 | 54.0 | 65.0 |
| LPM0830C-330M | 33.0 | 3.0 | 5.0 | 175.0 | 195.0 |

TECHNICAL INFORMATION & PHYSICAL CHARACTERISTICS:

Dimensions(mm)



Winding




Notes

- Test Frequency : 100KHz / 1V
- All test data is referenced to 25°C ambient.
- Heat Rated Current (I_{rms}) DC current (A) that will cause an approximate ΔT of 40°C
- Saturation Current (I_{sat}) DC current (A) that will cause L0 to drop approximately 30%
- Operating Temperature Range -55°C to +125°C
- The part temperature (ambient + temp rise) should not exceed 125°C under the worst case operating conditions. Circuit design, component placement, PCB trace size and thickness, airflow and other cooling provision all affect the part temperature. Part temperature should be verified in the end application.
- The rated current as listed is either the saturation current or the heating current depending on which value is lower.

SMD MOLDED POWER INDUCTORS

LPM0840C SERIES



FEATURES:

- High performance (Isat) realized by Carbonyl iron powder
- Low profile: 9.2mm x 8.0mm x 4.0mm
- Low loss realized with low DCR
- 100% lead (Pb) free meet RoHS standard
- RoHS compliant

COMMON APPLICATIONS:

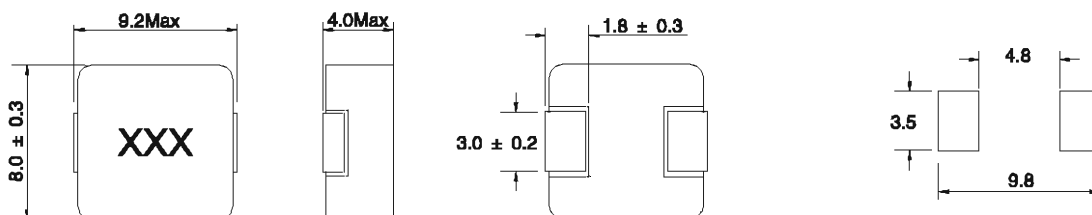
- DC/DC converter for CPU in Notebook PC
- Cellular phones, LCD displays, HDDs, DVCs, DSCs, PDAs etc..
- Thin type on-board power supply module for exchanger
- VRM for server

ELECTRICAL CHARACTERISTICS:

| Part Number | Inductance L0(μH) ±20% @0Adc | Heat rating current DC Amps IDC(A) | Saturation current DC Amps Isat(A) | DCR Typ. (mΩ). | DCR Max. (mΩ). |
|---------------|------------------------------|------------------------------------|------------------------------------|----------------|----------------|
| LPM0840C-R22M | 0.22 | 32.0 | 60.0 | 1.60 | 2.00 |
| LPM0840C-R33M | 0.33 | 30.0 | 55.0 | 2.10 | 2.50 |
| LPM0840C-R47M | 0.47 | 25.0 | 45.0 | 2.50 | 3.00 |
| LPM0840C-R82M | 0.82 | 20.0 | 30.0 | 3.00 | 3.80 |
| LPM0840C-1R0M | 1.0 | 18.0 | 26.0 | 4.50 | 5.50 |
| LPM0840C-1R5M | 1.5 | 15.0 | 24.0 | 5.30 | 6.50 |
| LPM0840C-2R2M | 2.2 | 13.0 | 22.0 | 10.1 | 12.5 |
| LPM0840C-3R3M | 3.3 | 11.0 | 20.0 | 16.0 | 19.0 |
| LPM0840C-8R2M | 8.2 | 6.0 | 11.0 | 40.5 | 48.0 |
| LPM0840C-100M | 10.0 | 6.0 | 10.0 | 48.0 | 55.0 |
| LPM0840C-150M | 15.0 | 5.0 | 8.0 | 60.0 | 68.0 |
| LPM0840C-220M | 22.0 | 4.0 | 7.0 | 102.0 | 110.2 |
| LPM0840C-470M | 47.0 | 3.0 | 5.5 | 191.0 | 205.0 |
| | | | | | |
| | | | | | |

TECHNICAL INFORMATION & PHYSICAL CHARACTERISTICS:

Dimensions(mm)



Winding




Notes

- Test Frequency : 100KHz / 1V
- All test data is referenced to 25°C ambient.
- Heat Rated Current (Irms) DC current (A) that will cause an approximate ΔT of 40°C
- Saturation Current (Isat) DC current (A) that will cause L0 to drop approximately 30%
- Operating Temperature Range -55°C to +125°C
- The part temperature (ambient + temp rise) should not exceed 125°C under the worst case operating conditions. Circuit design, component placement, PCB trace size and thickness, airflow and other cooling provision all affect the part temperature. Part temperature should be verified in the end application.
- The rated current as listed is either the saturation current or the heating current depending on which value is lower.

SMD MOLDED POWER INDUCTORS

LPM0850C SERIES



FEATURES:

- High performance (Isat) realized by Carbonyl iron powder
- Low profile: 9.2mm x 8.0mm x 5.0mm
- Low loss realized with low DCR
- 100% lead (Pb) free meet RoHS standard
- RoHS compliant

COMMON APPLICATIONS:

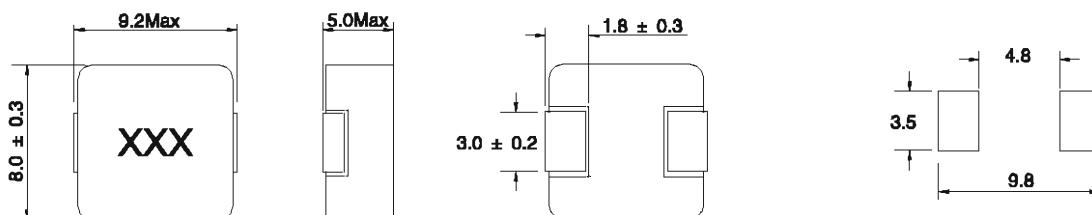
- DC/DC converter for CPU in Notebook PC
- Cellular phones, LCD displays, HDDs, DVCs, DSCs, PDAs etc..
- Thin type on-board power supply module for exchanger
- VRM for server

ELECTRICAL CHARACTERISTICS:

| Part Number | Inductance L0(μH) ±20% @0Adc | Heat rating current DC Amps IDC(A) | Saturation current DC Amps Isat(A) | DCR Typ. (mΩ). | DCR Max. (mΩ). |
|---------------|------------------------------|------------------------------------|------------------------------------|----------------|----------------|
| LPM0850C-R15M | 0.15 | 45.0 | 80.0 | 0.55 | 0.65 |
| LPM0850C-R22M | 0.22 | 35.0 | 55.0 | 0.80 | 1.00 |
| LPM0850C-1R0M | 1.0 | 20.0 | 30.0 | 4.70 | 5.50 |
| LPM0850C-1R5M | 1.5 | 17.0 | 28.0 | 6.10 | 7.00 |
| LPM0850C-2R2M | 2.2 | 15.0 | 24.0 | 9.4 | 12.0 |
| LPM0850C-4R7M | 4.7 | 11.0 | 22.0 | 18.0 | 21.0 |
| LPM0850C-6R8M | 6.8 | 10.0 | 18.0 | 26.5 | 31.0 |
| LPM0850C-100M | 10.0 | 8.0 | 16.0 | 41.0 | 47.0 |
| LPM0850C-220M | 22.0 | 5.0 | 10.0 | 81.0 | 88.0 |
| | | | | | |
| | | | | | |
| | | | | | |
| | | | | | |
| | | | | | |
| | | | | | |
| | | | | | |

TECHNICAL INFORMATION & PHYSICAL CHARACTERISTICS:

Dimensions(mm)



Winding




Notes

- Test Frequency : 100KHz / 1V
- All test data is referenced to 25°C ambient.
- Heat Rated Current (Irms) DC current (A) that will cause an approximate ΔT of 40°C
- Saturation Current (Isat) DC current (A) that will cause L0 to drop approximately 30%
- Operating Temperature Range -55°C to +125°C
- The part temperature (ambient + temp rise) should not exceed 125°C under the worst case operating conditions. Circuit design, component placement, PCB trace size and thickness, airflow and other cooling provision all affect the part temperature. Part temperature should be verified in the end application.
- The rated current as listed is either the saturation current or the heating current depending on which value is lower.

SMD MOLDED POWER INDUCTORS

LPM1020C SERIES



FEATURES:

- High performance (Isat) realized by Carbonyl iron powder
- Low profile: 10.5mm x 10.3mm x 2.0mm
- Low loss realized with low DCR
- 100% lead (Pb) free meet RoHS standard
- RoHS compliant

COMMON APPLICATIONS:

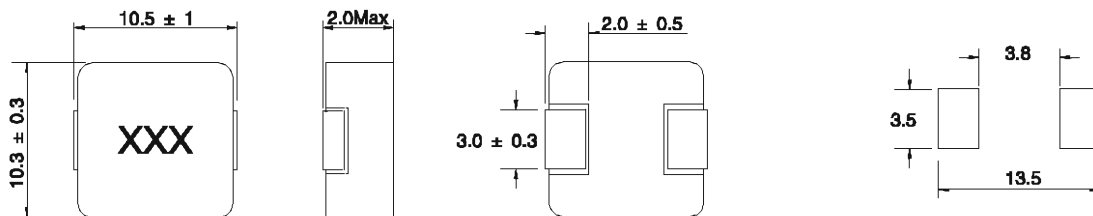
- DC/DC converter for CPU in Notebook PC
- Cellular phones, LCD displays, HDDs, DVCs, DSCs, PDAs etc..
- Thin type on-board power supply module for exchanger
- VRM for server

ELECTRICAL CHARACTERISTICS:

| Part Number | Inductance L0(μH) ±20% @0Adc | Heat rating current DC Amps IDC(A) | Saturation current DC Amps Isat(A) | DCR Typ. (mΩ). | DCR Max. (mΩ). |
|---------------|------------------------------|------------------------------------|------------------------------------|----------------|----------------|
| LPM1020C-R33M | 0.33 | 29.0 | 38.0 | 1.80 | 2.30 |
| LPM1020C-R47M | 0.47 | 23.0 | 35.0 | 3.00 | 3.80 |
| LPM1020C-1R0M | 1.0 | 19.0 | 23.0 | 5.50 | 6.80 |
| LPM1020C-2R2M | 2.2 | 8.0 | 14.0 | 13.3 | 16.5 |
| | | | | | |
| | | | | | |
| | | | | | |
| | | | | | |

TECHNICAL INFORMATION & PHYSICAL CHARACTERISTICS:

Dimensions(mm)



Winding




Notes

- Test Frequency : 100KHz / 1V
- All test data is referenced to 25°C ambient.
- Heat Rated Current (Irms) DC current (A) that will cause an approximate ΔT of 40°C
- Saturation Current (Isat) DC current (A) that will cause L0 to drop approximately 30%
- Operating Temperature Range -55°C to +125°C
- The part temperature (ambient + temp rise) should not exceed 125°C under the worst case operating conditions. Circuit design, component placement, PCB trace size and thickness, airflow and other cooling provision all affect the part temperature. Part temperature should be verified in the end application.
- The rated current as listed is either the saturation current or the heating current depending on which value is lower.

SMD MOLDED POWER INDUCTORS

LPM1030C SERIES



FEATURES:

- High performance (Isat) realized by Carbonyl iron powder
- Low profile: 10.5mm x 10.3mm x 3.0mm
- Low loss realized with low DCR
- 100% lead (Pb) free meet RoHS standard
- RoHS compliant

COMMON APPLICATIONS:

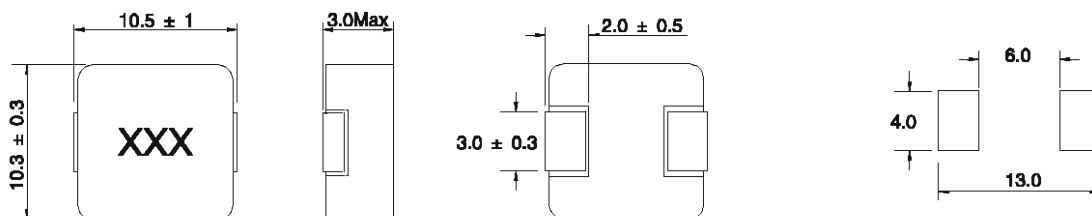
- DC/DC converter for CPU in Notebook PC
- Cellular phones, LCD displays, HDDs, DVCs, DSCs, PDAs etc..
- Thin type on-board power supply module for exchanger
- VRM for server

ELECTRICAL CHARACTERISTICS:

| Part Number | Inductance L0(μH) ±20% @0Adc | Heat rating current DC Amps IDC(A) | Saturation current DC Amps Isat(A) | DCR Typ. (mΩ). | DCR Max. (mΩ). |
|---------------|------------------------------|------------------------------------|------------------------------------|----------------|----------------|
| LPM1020C-R36M | 0.36 | 25.0 | 55.0 | 1.30 | 1.50 |
| LPM1020C-1R0M | 1.0 | 18.0 | 33.0 | 6.60 | 8.00 |
| LPM1020C-1R2M | 1.2 | 17.0 | 32.0 | 6.60 | 8.00 |
| LPM1020C-1R5M | 1.5 | 14.0 | 26.0 | 7.80 | 9.80 |
| LPM1020C-2R2M | 2.2 | 12.0 | 20.0 | 9.0 | 11.0 |
| LPM1020C-3R3M | 3.3 | 9.0 | 16.0 | 14.0 | 17.0 |
| LPM1020C-4R7M | 4.7 | 8.0 | 15.0 | 16.5 | 19.5 |
| LPM1020C-6R8M | 6.8 | 7.0 | 12.0 | 32.5 | 38.0 |

TECHNICAL INFORMATION & PHYSICAL CHARACTERISTICS:

Dimensions(mm)



Winding




Notes

- Test Frequency : 100KHz / 1V
- All test data is referenced to 25°C ambient.
- Heat Rated Current (Irms) DC current (A) that will cause an approximate ΔT of 40°C
- Saturation Current (Isat) DC current (A) that will cause L0 to drop approximately 30%
- Operating Temperature Range -55°C to +125°C
- The part temperature (ambient + temp rise) should not exceed 125°C under the worst case operating conditions. Circuit design, component placement, PCB trace size and thickness, airflow and other cooling provision all affect the part temperature. Part temperature should be verified in the end application.
- The rated current as listed is either the saturation current or the heating current depending on which value is lower.

SMD MOLDED POWER INDUCTORS

LPM1040C SERIES



FEATURES:

- High performance (Isat) realized by Carbonyl iron powder
- Low loss realized with low DCR
- 100% lead (Pb) free meet RoHS standard
- RoHS compliant

COMMON APPLICATIONS:

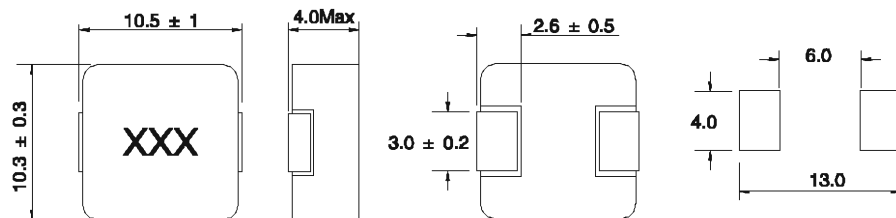
- DC/DC converter for CPU in Notebook PC
- Cellular phones, LCD displays, HDDs, DVCs, DSCs, PDAs etc..
- Thin type on-board power supply module for exchanger
- VRM for server

ELECTRICAL CHARACTERISTICS:

| Part Number | Inductance L0(μH) ±20% @0Adc | Heat rating current DC Amps IDC(A) | Saturation current DC Amps Isat(A) | DCR Typ. (mΩ). | DCR Max. (mΩ). |
|---------------|------------------------------|------------------------------------|------------------------------------|----------------|----------------|
| LPM1040C-R19M | 0.19 | 40.0 | 100.0 | 0.79 | 0.95 |
| LPM1040C-R22M | 0.22 | 36.0 | 80.0 | 0.65 | 0.80 |
| LPM1040C-R33M | 0.33 | 32.0 | 70.0 | 1.05 | 1.30 |
| LPM1040C-R36M | 0.36 | 31.0 | 65.0 | 1.10 | 1.35 |
| LPM1040C-R47M | 0.47 | 30.0 | 60.0 | 1.15 | 1.40 |
| LPM1040C-R56M | 0.56 | 28.0 | 55.0 | 1.65 | 2.00 |
| LPM1040C-R68M | 0.68 | 25.0 | 50.0 | 2.20 | 2.60 |
| LPM1040C-R82M | 0.82 | 24.0 | 41.0 | 2.10 | 2.50 |
| LPM1040C-1R0M | 1.0 | 22.0 | 40.0 | 2.15 | 2.50 |
| LPM1040C-1R2M | 1.2 | 20.0 | 35.0 | 2.85 | 3.50 |
| LPM1040C-1R5M | 1.5 | 18.0 | 30.0 | 4.30 | 5.20 |
| LPM1040C-2R2M | 2.2 | 16.0 | 28.0 | 5.30 | 6.50 |
| LPM1040C-3R3M | 3.3 | 14.0 | 25.0 | 10.30 | 13.00 |
| LPM1040C-4R7M | 4.7 | 12.0 | 20.0 | 13.50 | 16.00 |
| LPM1040C-5R6M | 5.6 | 10.0 | 16.0 | 15.50 | 18.50 |
| LPM1040C-6R8M | 6.8 | 9.0 | 15.0 | 21.50 | 26.00 |
| LPM1040C-8R2M | 8.2 | 8.0 | 14.0 | 30.00 | 36.00 |
| LPM1040C-100M | 10 | 7.0 | 13.0 | 32.00 | 38.00 |
| LPM1040C-220M | 22 | 6.0 | 9.0 | 57.00 | 65.00 |
| LPM1040C-330M | 33 | 4.5 | 7.5 | 105.00 | 118.00 |
| LPM1040C-470M | 47 | 3.6 | 5.5 | 129.00 | 145.00 |

TECHNICAL INFORMATION & PHYSICAL CHARACTERISTICS:

Dimensions(mm)



Winding




Notes

- Test Frequency : 100KHz / 1V
- All test data is referenced to 25°C ambient.
- Heat Rated Current (Irms) DC current (A) that will cause an approximate ΔT of 40°C
- Saturation Current (Isat) DC current (A) that will cause L0 to drop approximately 30%
- Operating Temperature Range -55°C to +125°C
- The part temperature (ambient + temp rise) should not exceed 125°C under the worst case operating conditions. Circuit design, component placement, PCB trace size and thickness, airflow and other cooling provision all affect the part temperature. Part temperature should be verified in the end application.
- The rated current as listed is either the saturation current or the heating current depending on which value is lower.

SMD MOLDED POWER INDUCTORS

LPM1050C SERIES



FEATURES:

- High performance (Isat) realized by Carbonyl iron powder
- Low loss realized with low DCR
- 100% lead (Pb) free meet RoHS standard
- RoHS compliant

COMMON APPLICATIONS:

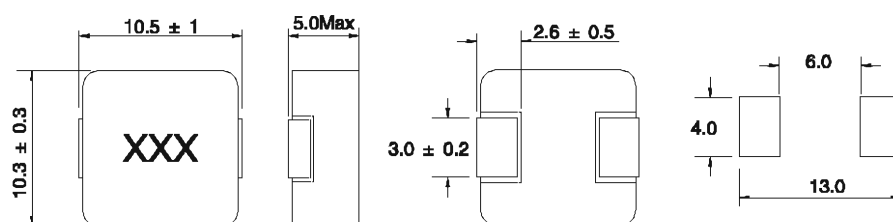
- DC/DC converter for CPU in Notebook PC
- Cellular phones, LCD displays, HDDs, DVCs, DSCs, PDAs etc..
- Thin type on-board power supply module for exchanger
- VRM for server

ELECTRICAL CHARACTERISTICS:

| Part Number | Inductance L0(μH) ±20% @0Adc | Heat rating current DC Amps IDC(A) | Saturation current DC Amps Isat(A) | DCR Typ. (mΩ). | DCR Max. (mΩ). |
|---------------|------------------------------|------------------------------------|------------------------------------|----------------|----------------|
| LPM1040C-R36M | 0.36 | 33.0 | 80.0 | 0.78 | 1.00 |
| LPM1040C-R47M | 0.47 | 32.0 | 70.0 | 1.10 | 1.40 |
| LPM1040C-R56M | 0.56 | 30.0 | 55.0 | 1.30 | 1.60 |
| LPM1040C-R68M | 0.68 | 28.0 | 50.0 | 1.30 | 1.60 |
| LPM1040C-1R0M | 1.00 | 24.0 | 45.0 | 2.10 | 2.50 |
| LPM1040C-1R5M | 1.50 | 20.0 | 42.0 | 2.96 | 3.60 |
| LPM1040C-2R2M | 2.20 | 18.0 | 40.0 | 6.0 | 7.10 |
| LPM1040C-3R3M | 3.30 | 16.0 | 30.0 | 7.8 | 10.0 |
| LPM1040C-4R7M | 4.70 | 14.0 | 23.0 | 9.8 | 12.0 |
| LPM1040C-5R6M | 5.60 | 12.0 | 20.0 | 11.5 | 14.0 |
| LPM1040C-6R8M | 6.80 | 11.0 | 19.0 | 14.8 | 18.0 |
| LPM1040C-8R2M | 8.20 | 10.0 | 18.0 | 23.0 | 27.0 |
| LPM1040C-100M | 10.00 | 9.0 | 16.0 | 24.5 | 28.0 |
| LPM1040C-150M | 15.00 | 7.0 | 11.0 | 45.0 | 53.0 |
| LPM1040C-220M | 22.00 | 6.0 | 10.0 | 45.0 | 53.0 |

TECHNICAL INFORMATION & PHYSICAL CHARACTERISTICS:

Dimensions(mm)



Winding




Notes

- Test Frequency : 100KHz / 1V
- All test data is referenced to 25°C ambient.
- Heat Rated Current (Irms) DC current (A) that will cause an approximate ΔT of 40°C
- Saturation Current (Isat) DC current (A) that will cause L0 to drop approximately 30%
- Operating Temperature Range -55°C to +125°C
- The part temperature (ambient + temp rise) should not exceed 125°C under the worst case operating conditions. Circuit design, component placement, PCB trace size and thickness, airflow and other cooling provision all affect the part temperature. Part temperature should be verified in the end application.
- The rated current as listed is either the saturation current or the heating current depending on which value is lower.

SMD MOLDED POWER INDUCTORS

LPM1050D SERIES



FEATURES:

- Alloy iron powder Molded structure
- Low profile: 11.5mm x 10.2mm x 5.0mm
- 100% lead (Pb) free meet RoHS standard
- RoHS compliant

COMMON APPLICATIONS:

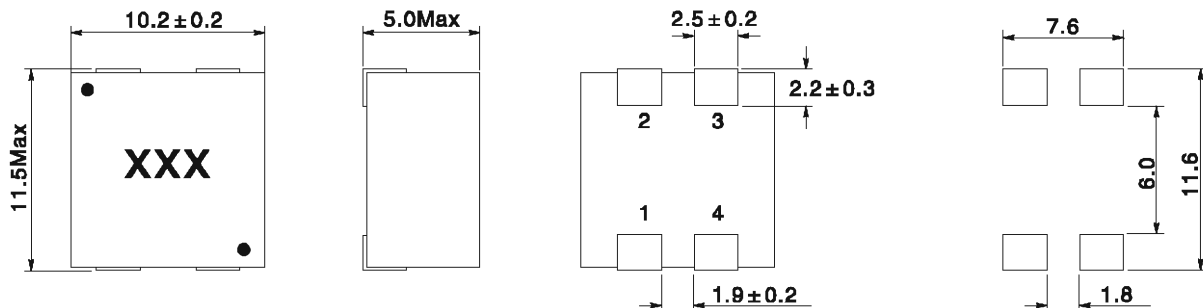
- Isolated converters, such as flyback converters
- Step-down, boost, SEPIC, Zeta, Cuk .
- A switching regulator with a second, unregulated output voltage.

ELECTRICAL CHARACTERISTICS:

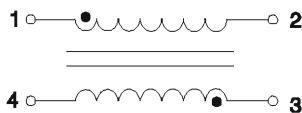
| Part Number | Inductance L0(μH) ±20% @0Adc (1-2)=(3-4) | Heat rating current DC Amps IDC(A) | Saturation current DC Amps Isat(A) | DCR Typ. (mΩ). (1-2)=(3-4) | DCR Max. (mΩ). (1-2)=(3-4) |
|---------------|--|------------------------------------|------------------------------------|----------------------------|----------------------------|
| LPM1050D-3R3M | 3.3 | 7.0 | 32.0 | 18.3 | 22.0 |
| LPM1050D-4R7M | 4.7 | 6.0 | 30.0 | 27.0 | 32.0 |
| LPM1050D-5R6M | 5.6 | 5.0 | 23.0 | 38.5 | 45.0 |
| LPM1050D-150M | 15.0 | 3.0 | 13.0 | 82.0 | 95.0 |
| LPM1050D-220M | 22.0 | 2.5 | 10.0 | 102.0 | 115.0 |
| | | | | | |
| | | | | | |

TECHNICAL INFORMATION & PHYSICAL CHARACTERISTICS:

Dimensions(mm)



Winding



Notes

- Test Frequency : 100KHz / 1V
- All test data is referenced to 25°C ambient.
- Heat Rated Current (Irms) DC current (A) that will cause an approximate ΔT of 40°C
- Saturation Current (Isat) DC current (A) that will cause L0 to drop approximately 30%
- Operating Temperature Range -55°C to +125°C
- The part temperature (ambient + temp rise) should not exceed 125°C under the worst case operating conditions.Circuit design, component placement, PCB trace size and thickness, airflow and other cooling provision all affect the part temperature.Part temperature should be verified in the end application.
- The rated current as listed is either the saturation current or the heating current depending on which value is lower.

SMD MOLDED POWER INDUCTORS

LPM1060C SERIES



FEATURES:

- High performance (Isat) realized by Carbonyl Iron powder
- Low profile: 11.3mm x 10mm x 6.0mm
- Low loss realized with low DCR
- 100% lead (Pb) free meet RoHS standard
- RoHS compliant

COMMON APPLICATIONS:

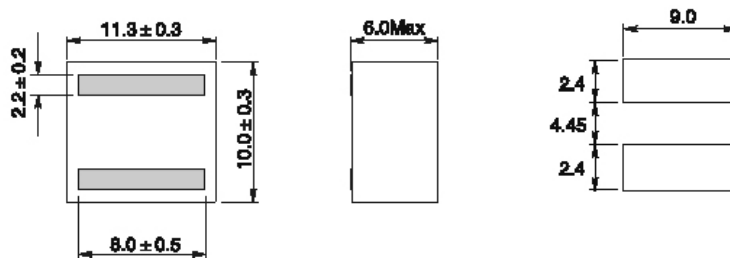
- DC/DC converter for CPU in Notebook PC
- Cellular phones, LCD displays, HDDs, DVCs, DSCs, PDAs etc..
- Thin type on-board power supply module for exchanger
- VRM for server

ELECTRICAL CHARACTERISTICS:

| Part Number | Inductance L0(μH) ±20% @0Adc | Heat rating current DC Amps IDC(A) | Saturation current DC Amps Isat(A) | DCR Typ. (mΩ). | DCR Max. (mΩ). |
|---------------|------------------------------|------------------------------------|------------------------------------|----------------|----------------|
| LPM1060C-1R0M | 1.0 | 26.5 | 43.0 | 2.4 | 2.70 |
| LPM1060C-1R5M | 1.5 | 24.4 | 36.0 | 3.0 | 3.30 |
| LPM1060C-2R2M | 2.2 | 20.0 | 32.0 | 4.5 | 4.95 |
| LPM1060C-3R3M | 3.3 | 16.8 | 26.0 | 7.2 | 7.92 |
| LPM1060C-4R7M | 4.7 | 14.0 | 25.0 | 9.8 | 10.72 |
| | | | | | |
| | | | | | |
| | | | | | |

TECHNICAL INFORMATION & PHYSICAL CHARACTERISTICS:

Dimensions(mm)



Winding




Notes

- Test Frequency : 100KHz / 1V
- All test data is referenced to 25°C ambient.
- Heat Rated Current (Irms) DC current (A) that will cause an approximate ΔT of 40°C
- Saturation Current (Isat) DC current (A) that will cause L0 to drop approximately 30%
- Operating Temperature Range -55°C to +125°C
- The part temperature (ambient + temp rise) should not exceed 125°C under the worst case operating conditions. Circuit design, component placement, PCB trace size and thickness, airflow and other cooling provision all affect the part temperature. Part temperature should be verified in the end application.
- The rated current as listed is either the saturation current or the heating current depending on which value is lower.

SMD MOLDED POWER INDUCTORS

LPM1080D SERIES



FEATURES:

- High performance (Isat) realized by Carbonyl iron powder
- Low profile: 11.2mm x 11.2mm x 8.0mm
- Low loss realized with low DCR
- 100% lead (Pb) free meet RoHS standard
- RoHS compliant

COMMON APPLICATIONS:

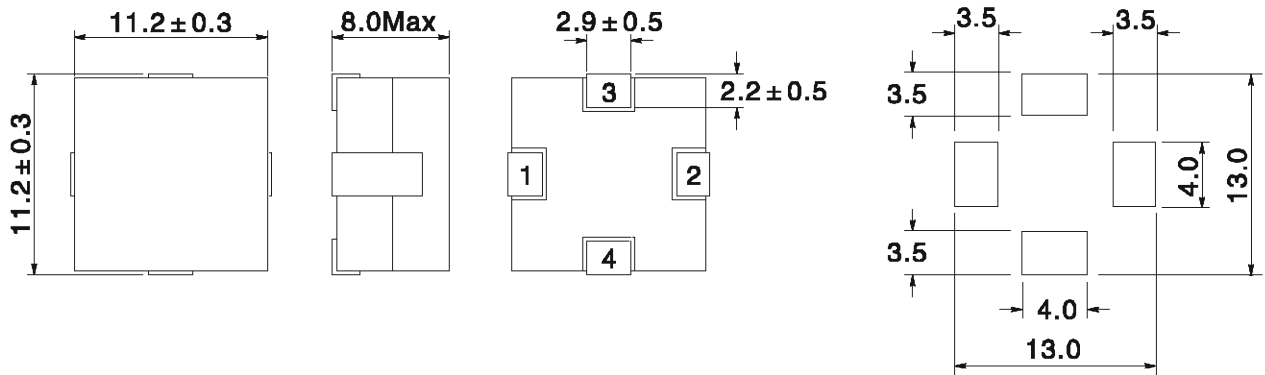
- DC/DC converter for CPU In Notebook PC
- Cellular phones, LCD displays, HDDs, DVCs, DSCs, PDAs etc..
- Thin type on-board power supply module for exchanger
- VRM for server

ELECTRICAL CHARACTERISTICS:

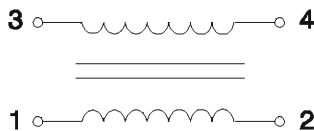
| Part Number | Inductance L0(μH) ±20% @0Adc | Heat rating current DC Amps IDC(A) | Saturation current DC Amps Isat(A) | DCR Typ. (mΩ). | DCR Max. (mΩ). |
|---------------|------------------------------|------------------------------------|------------------------------------|----------------|----------------|
| LPM1080D-8R2M | 8.2 | 14.0 | 6.0 | 32.8 | 35.2 |
| LPM1080D-100M | 10.0 | 13.0 | 5.5 | 44.9 | 49.5 |
| LPM1080D-150M | 15.0 | 12.0 | 4.5 | 66.2 | 71.5 |
| LPM1080D-220M | 22.0 | 9.0 | 4.0 | 106.3 | 115.5 |

TECHNICAL INFORMATION & PHYSICAL CHARACTERISTICS:

Dimensions(mm)



Winding




Notes

- Test Frequency : 100KHz / 1V
- All test data is referenced to 25°C ambient.
- Heat Rated Current (Irms) DC current (A) that will cause an approximate ΔT of 40°C
- Saturation Current (Isat) DC current (A) that will cause L0 to drop approximately 20%
- Operating Temperature Range -55°C to +125°C
- The part temperature (ambient + temp rise) should not exceed 125°C under the worst case operating conditions. Circuit design, component placement, PCB trace size and thickness, airflow and other cooling provision all affect the part temperature. Part temperature should be verified in the end application.
- The rated current as listed is either the saturation current or the heating current depending on which value is lower.

SMD MOLDED POWER INDUCTORS

LPM1090D SERIES



FEATURES:

- Alloy iron powder Molded structure
- Low profile: 11.5mm x 10.2mm x 9.0mm
- 100% lead (Pb) free meet RoHS standard
- RoHS compliant

COMMON APPLICATIONS:

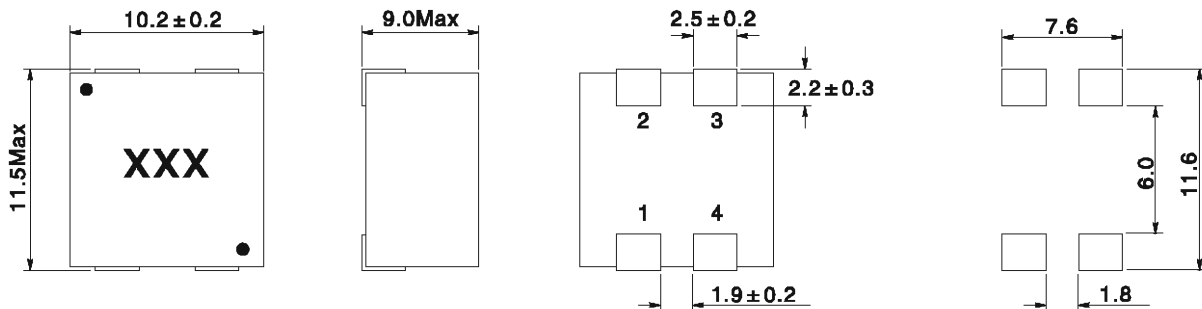
- Isolated converters, such as flyback converters
- Step-down, boost, SEPIC, Zeta, Cuk .
- A switching regulator with a second, unregulated output voltage.

ELECTRICAL CHARACTERISTICS:

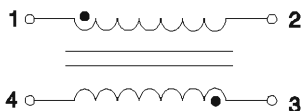
| Part Number | Inductance L0(μH) ±20% @0Adc (1-2)=(3-4) | Heat rating current DC Amps IDC(A) | Saturation current DC Amps Isat(A) | DCR Typ. (mΩ). (1-2)=(3-4) | DCR Max. (mΩ). (1-2)=(3-4) |
|---------------|--|------------------------------------|------------------------------------|----------------------------|----------------------------|
| LPM1090D-1R0M | 1.0 | 17.0 | 43.5 | 4.6 | 5.6 |
| LPM1090D-1R5M | 1.5 | 12.5 | 34.0 | 8.7 | 9.4 |
| LPM1090D-2R2M | 2.2 | 11.5 | 29.5 | 10.6 | 12.5 |
| LPM1090D-3R3M | 3.3 | 7.5 | 28.2 | 23.3 | 26.0 |
| LPM1090D-4R7M | 4.7 | 7.0 | 24.2 | 36.2 | 40.0 |
| LPM1090D-6R8M | 6.8 | 6.5 | 21.2 | 46.1 | 51.5 |
| LPM1090D-8R2M | 8.2 | 6.0 | 18.5 | 56.3 | 63.0 |
| LPM1090D-100M | 10.0 | 5.5 | 17.0 | 62.5 | 69.0 |
| LPM1090D-150M | 15.0 | 5.0 | 22.0 | 73.0 | 87.0 |
| LPM1090D-220M | 22.0 | 4.0 | 18.0 | 91.0 | 106.0 |
| LPM1090D-330M | 33.0 | 3.5 | 10.0 | 121.5 | 145.0 |
| LPM1090D-470M | 47.0 | 2.3 | 6.0 | 218.0 | 240.0 |

TECHNICAL INFORMATION & PHYSICAL CHARACTERISTICS:

Dimensions(mm)



Winding




Notes

- Test Frequency : 100KHz / 1V
- All test data is referenced to 25°C ambient.
- Heat Rated Current (I_{rms}) DC current (A) that will cause an approximate ΔT of 40°C
- Saturation Current (I_{sat}) DC current (A) that will cause L0 to drop approximately 30%
- Operating Temperature Range -55°C to +125°C
- The part temperature (ambient + temp rise) should not exceed 125°C under the worst case operating conditions.Circuit design, component placement, PCB trace size and thickness, airflow and other cooling provision all affect the part temperature.Part temperature should be verified in the end application.
- The rated current as listed is either the saturation current or the heating current depending on which value is lower.

SMD MOLDED POWER INDUCTORS

LPM1213D SERIES



FEATURES:

- High performance (Isat) realized by Carbonyl iron powder
- Low profile: 13.8mm x 13.8mm x 13.0mm
- Low loss realized with low DCR
- 100% lead (Pb) free meet RoHS standard
- RoHS compliant

COMMON APPLICATIONS:

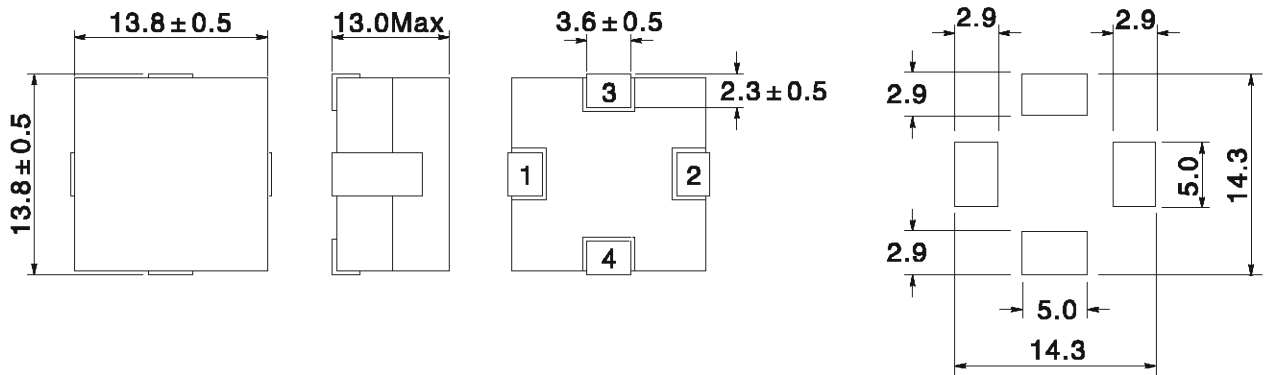
- DC/DC converter for CPU In Notebook PC
- Cellular phones, LCD displays, HDDs, DVCs, DSCs, PDAs etc..
- Thin type on-board power supply module for exchanger
- VRM for server

ELECTRICAL CHARACTERISTICS:

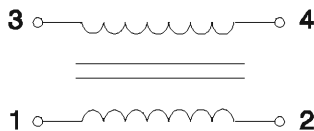
| Part Number | Inductance L0(μH) ±20% @0Adc | Heat rating current DC Amps IDC(A) | Saturation current DC Amps Isat(A) | DCR Typ. (mΩ). | DCR Max. (mΩ). |
|---------------|------------------------------|------------------------------------|------------------------------------|----------------|----------------|
| LPM1213D-8R2M | 8.2 | 25.0 | 10.0 | 16.3 | 17.6 |
| LPM1213D-100M | 10.0 | 21.0 | 9.0 | 20.8 | 22.55 |
| LPM1213D-150M | 15.0 | 16.0 | 7.0 | 34.2 | 36.85 |
| LPM1213D-220M | 22.0 | 15.0 | 5.5 | 51.2 | 55.0 |

TECHNICAL INFORMATION & PHYSICAL CHARACTERISTICS:

Dimensions(mm)



Winding




Notes

- Test Frequency : 100KHz / 1V
- All test data is referenced to 25°C ambient.
- Heat Rated Current (Irms) DC current (A) that will cause an approximate ΔT of 40°C
- Saturation Current (Isat) DC current (A) that will cause L0 to drop approximately 20%
- Operating Temperature Range -55°C to +125°C
- The part temperature (ambient + temp rise) should not exceed 125°C under the worst case operating conditions. Circuit design, component placement, PCB trace size and thickness, airflow and other cooling provision all affect the part temperature. Part temperature should be verified in the end application.
- The rated current as listed is either the saturation current or the heating current depending on which value is lower.

SMD MOLDED POWER INDUCTORS

LPM1235C SERIES



FEATURES:

- High performance (Isat) realized by Carbonyl iron powder
- Low loss realized with low DCR
- 100% lead (Pb) free meet RoHS standard
- RoHS compliant

COMMON APPLICATIONS:

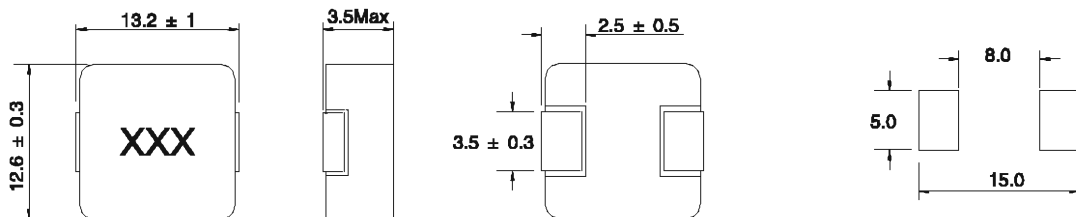
- DC/DC converter for CPU in Notebook PC
- Cellular phones, LCD displays, HDDs, DVCs, DSCs, PDAs etc..
- Thin type on-board power supply module for exchanger
- VRM for server

ELECTRICAL CHARACTERISTICS:

| Part Number | Inductance L0(μH) ±20% @0Adc | Heat rating current DC Amps IDC(A) | Saturation current DC Amps Isat(A) | DCR Typ. (mΩ). | DCR Max. (mΩ). |
|---------------|------------------------------|------------------------------------|------------------------------------|----------------|----------------|
| LPM1235C-R10M | 0.10 | 48.0 | 90.0 | 0.78 | 0.96 |
| LPM1235C-R15M | 0.15 | 46.0 | 80.0 | 0.65 | 0.85 |
| LPM1235C-R22M | 0.22 | 44.0 | 75.0 | 0.65 | 0.85 |
| LPM1235C-R33M | 0.33 | 35.0 | 70.0 | 1.10 | 1.40 |
| LPM1235C-R47M | 0.47 | 33.0 | 52.0 | 1.10 | 1.40 |
| LPM1235C-R68M | 0.68 | 28.0 | 52.0 | 2.10 | 2.50 |
| LPM1235C-R82M | 0.82 | 23.0 | 48.0 | 2.50 | 3.50 |
| LPM1235C-1R0M | 1.00 | 20.0 | 43.0 | 2.60 | 3.50 |
| LPM1235C-1R5M | 1.50 | 19.0 | 40.0 | 4.70 | 5.50 |
| LPM1235C-2R2M | 2.20 | 16.0 | 32.0 | 7.60 | 9.00 |
| LPM1235C-3R3M | 3.30 | 13.0 | 28.0 | 11.0 | 13.5 |
| LPM1235C-4R7M | 4.70 | 12.5 | 22.0 | 13.0 | 15.0 |
| LPM1235C-5R6M | 5.60 | 12.0 | 20.0 | 19.2 | 23.0 |
| LPM1235C-6R8M | 6.80 | 11.0 | 16.0 | 20.0 | 25.0 |
| LPM1235C-8R2M | 8.20 | 8.5 | 15.0 | 26.0 | 32.0 |
| LPM1235C-100M | 10.00 | 7.0 | 14.0 | 29.5 | 34.0 |

TECHNICAL INFORMATION & PHYSICAL CHARACTERISTICS:

Dimensions(mm)



Winding




Notes

- Test Frequency : 100KHz / 1V
- All test data is referenced to 25°C ambient.
- Heat Rated Current (Irms) DC current (A) that will cause an approximate ΔT of 40°C
- Saturation Current (Isat) DC current (A) that will cause L0 to drop approximately 30%
- Operating Temperature Range -55°C to +125°C
- The part temperature (ambient + temp rise) should not exceed 125°C under the worst case operating conditions. Circuit design, component placement, PCB trace size and thickness, airflow and other cooling provision all affect the part temperature. Part temperature should be verified in the end application.
- The rated current as listed is either the saturation current or the heating current depending on which value is lower.

SMD MOLDED POWER INDUCTORS

LPM1250C SERIES



FEATURES:

- High performance (Isat) realized by Carbonyl iron powder
- Low loss realized with low DCR
- 100% lead (Pb) free meet RoHS standard
- RoHS compliant

COMMON APPLICATIONS:

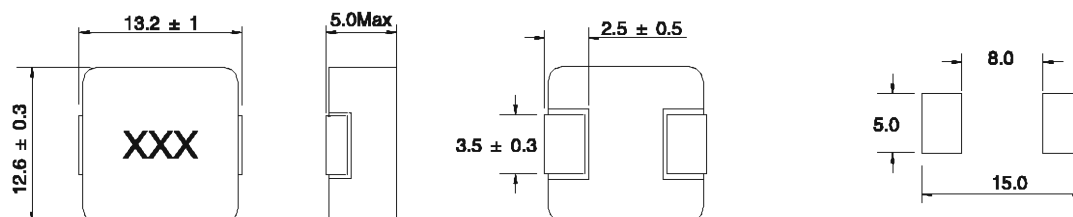
- DC/DC converter for CPU in Notebook PC
- Cellular phones, LCD displays, HDDs, DVCs, DSCs, PDAs etc..
- Thin type on-board power supply module for exchanger
- VRM for server

ELECTRICAL CHARACTERISTICS:

| Part Number | Inductance L0(μH) ±20% @0Adc | Heat rating current DC Amps IDC(A) | Saturation current DC Amps Isat(A) | DCR Typ. (mΩ). | DCR Max. (mΩ). |
|---------------|------------------------------|------------------------------------|------------------------------------|----------------|----------------|
| LPM1250C-R10M | 0.10 | 50.0 | 90.0 | 0.26 | 0.40 |
| LPM1250C-R33M | 0.33 | 42.0 | 85.0 | 0.75 | 1.10 |
| LPM1250C-R36M | 0.36 | 41.0 | 80.0 | 0.82 | 1.10 |
| LPM1250C-R47M | 0.47 | 40.0 | 75.0 | 0.90 | 1.20 |
| LPM1250C-R68M | 0.68 | 35.0 | 65.0 | 1.00 | 1.30 |
| LPM1250C-R82M | 0.82 | 32.0 | 60.0 | 1.70 | 2.20 |
| LPM1250C-1R0M | 1.0 | 29.0 | 55.0 | 2.10 | 2.50 |
| LPM1250C-1R5M | 1.5 | 25.0 | 50.0 | 2.70 | 3.50 |
| LPM1250C-2R2M | 2.2 | 20.0 | 40.0 | 4.30 | 5.50 |
| LPM1250C-3R3M | 3.3 | 16.0 | 35.0 | 7.2 | 9.0 |
| LPM1250C-4R7M | 4.7 | 14.0 | 33.0 | 10.4 | 13.0 |
| LPM1250C-6R8M | 6.8 | 12.0 | 25.0 | 15.0 | 18.0 |
| LPM1250C-100M | 10.0 | 10.0 | 18.0 | 25.5 | 30.0 |
| LPM1250C-220M | 22.0 | 7.0 | 11.0 | 45.0 | 53.0 |
| | | | | | |
| | | | | | |

TECHNICAL INFORMATION & PHYSICAL CHARACTERISTICS:

Dimensions(mm)



Winding




Notes

- Test Frequency : 100KHz / 1V
- All test data is referenced to 25°C ambient.
- Heat Rated Current (Irms) DC current (A) that will cause an approximate ΔT of 40°C
- Saturation Current (Isat) DC current (A) that will cause L0 to drop approximately 30%
- Operating Temperature Range -55°C to +125°C
- The part temperature (ambient + temp rise) should not exceed 125°C under the worst case operating conditions. Circuit design, component placement, PCB trace size and thickness, airflow and other cooling provision all affect the part temperature. Part temperature should be verified in the end application.
- The rated current as listed is either the saturation current or the heating current depending on which value is lower.

SMD MOLDED POWER INDUCTORS

LPM1260C SERIES



FEATURES:

- High performance (Isat) realized by Carbonyl iron powder
- Low loss realized with low DCR
- 100% lead (Pb) free meet RoHS standard
- RoHS compliant

COMMON APPLICATIONS:

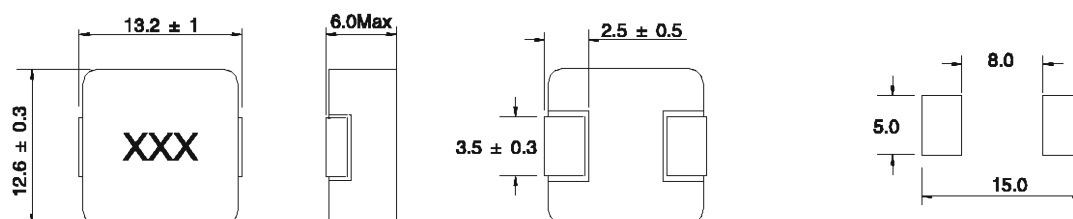
- DC/DC converter for CPU in Notebook PC
- Cellular phones, LCD displays, HDDs, DVCs, DSCs, PDAs etc..
- Thin type on-board power supply module for exchanger
- VRM for server

ELECTRICAL CHARACTERISTICS:

| Part Number | Inductance L0(μH) ±20% @0Adc | Heat rating current DC Amps IDC(A) | Saturation current DC Amps Isat(A) | DCR Typ. (mΩ). | DCR Max. (mΩ). |
|---------------|------------------------------|------------------------------------|------------------------------------|----------------|----------------|
| LPM1260C-R33M | 0.33 | 45.0 | 90.0 | 0.75 | 1.00 |
| LPM1260C-R36M | 0.36 | 42.0 | 85.0 | 1.00 | 1.30 |
| LPM1260C-R68M | 0.68 | 36.0 | 70.0 | 1.10 | 1.40 |
| LPM1260C-R82M | 0.82 | 33.0 | 65.0 | 2.00 | 2.50 |
| LPM1260C-1R0M | 1.0 | 32.0 | 60.0 | 2.10 | 2.60 |
| LPM1260C-1R5M | 1.5 | 27.0 | 52.0 | 2.60 | 3.30 |
| LPM1260C-2R2M | 2.2 | 23.0 | 46.0 | 4.7 | 6.0 |
| LPM1260C-3R3M | 3.3 | 18.0 | 43.0 | 6.2 | 8.0 |
| LPM1260C-4R7M | 4.7 | 16.0 | 35.0 | 7.5 | 9.5 |
| LPM1260C-6R8M | 6.8 | 13.0 | 26.0 | 12.8 | 15.0 |
| LPM1260C-100M | 10.0 | 11.0 | 20.0 | 15.8 | 18.0 |
| | | | | | |
| | | | | | |
| | | | | | |
| | | | | | |
| | | | | | |

TECHNICAL INFORMATION & PHYSICAL CHARACTERISTICS:

Dimensions(mm)



Winding




Notes

- Test Frequency : 100KHz / 1V
- All test data is referenced to 25°C ambient.
- Heat Rated Current (Irms) DC current (A) that will cause an approximate ΔT of 40°C
- Saturation Current (Isat) DC current (A) that will cause L0 to drop approximately 30%
- Operating Temperature Range -55°C to +125°C
- The part temperature (ambient + temp rise) should not exceed 125°C under the worst case operating conditions. Circuit design, component placement, PCB trace size and thickness, airflow and other cooling provision all affect the part temperature. Part temperature should be verified in the end application.
- The rated current as listed is either the saturation current or the heating current depending on which value is lower.

SMD MOLDED POWER INDUCTORS

LPM1265C SERIES



FEATURES:

- High performance (Isat) realized by Carbonyl iron powder
- Low loss realized with low DCR
- 100% lead (Pb) free meet RoHS standard
- RoHS compliant

COMMON APPLICATIONS:

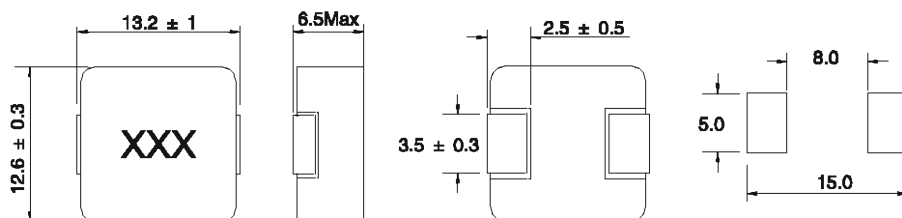
- DC/DC converter for CPU in Notebook PC
- Cellular phones, LCD displays, HDDs, DVCs, DSCs, PDAs etc..
- Thin type on-board power supply module for exchanger
- VRM for server

ELECTRICAL CHARACTERISTICS:

| Part Number | Inductance L0(μH) ±20% @0Adc | Heat rating current DC Amps IDC(A) | Saturation current DC Amps Isat(A) | DCR Typ. (mΩ). | DCR Max. (mΩ). |
|---------------|------------------------------|------------------------------------|------------------------------------|----------------|----------------|
| LPM1265C-R15M | 0.15 | 60.0 | 120.0 | 0.37 | 0.50 |
| LPM1265C-R22M | 0.22 | 50.0 | 110.0 | 0.50 | 0.60 |
| LPM1265C-R33M | 0.33 | 48.0 | 100.0 | 0.60 | 0.80 |
| LPM1265C-R47M | 0.47 | 45.0 | 90.0 | 0.80 | 1.10 |
| LPM1265C-R56M | 0.56 | 40.0 | 80.0 | 1.00 | 1.30 |
| LPM1265C-R68M | 0.68 | 36.0 | 72.0 | 1.40 | 1.80 |
| LPM1265C-1R0M | 1.0 | 32.0 | 60.0 | 1.7 | 2.2 |
| LPM1265C-1R5M | 1.5 | 26.0 | 55.0 | 2.5 | 3.2 |
| LPM1265C-2R2M | 2.2 | 23.0 | 50.0 | 4.1 | 5.0 |
| LPM1265C-3R3M | 3.3 | 20.0 | 40.0 | 5.3 | 6.5 |
| LPM1265C-4R7M | 4.7 | 18.0 | 38.0 | 7.6 | 9.5 |
| LPM1265C-5R6M | 5.6 | 15.0 | 34.0 | 9.5 | 11.5 |
| LPM1265C-6R8M | 6.8 | 13.0 | 30.0 | 11.4 | 14.0 |
| LPM1265C-100M | 10.0 | 12.0 | 21.0 | 12.5 | 15.0 |
| LPM1265C-150M | 15.0 | 10.0 | 19.0 | 27.5 | 33.0 |
| LPM1265C-220M | 22.0 | 9.0 | 16.0 | 35.5 | 42.0 |
| LPM1265C-330M | 33.0 | 8.0 | 13.0 | 47.0 | 55.0 |
| LPM1265C-470M | 47.0 | 6.0 | 12.0 | 90.0 | 105.0 |
| LPM1265C-560M | 56.0 | 5.5 | 10.0 | 100.0 | 120.0 |
| LPM1265C-680M | 68.0 | 5.0 | 8.0 | 103.0 | 120.0 |

TECHNICAL INFORMATION & PHYSICAL CHARACTERISTICS:

Dimensions(mm)



Winding




Notes

- Test Frequency : 100KHz / 1V
- All test data is referenced to 25°C ambient.
- Heat Rated Current (Irms) DC current (A) that will cause an approximate ΔT of 40°C
- Saturation Current (Isat) DC current (A) that will cause L0 to drop approximately 30%
- Operating Temperature Range -55°C to +125°C
- The part temperature (ambient + temp rise) should not exceed 125°C under the worst case operating conditions. Circuit design, component placement, PCB trace size and thickness, airflow and other cooling provision all affect the part temperature. Part temperature should be verified in the end application.
- The rated current as listed is either the saturation current or the heating current depending on which value is lower.

SMD MOLDED POWER INDUCTORS

LPM1280C SERIES



FEATURES:

- High performance (Isat) realized by Carbonyl iron powder
- Low loss realized with low DCR
- 100% lead (Pb) free meet RoHS standard
- RoHS compliant

COMMON APPLICATIONS:

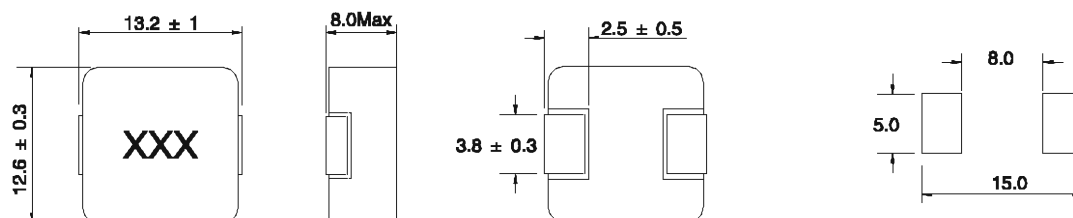
- DC/DC converter for CPU in Notebook PC
- Cellular phones, LCD displays, HDDs, DVCs, DSCs, PDA's etc..
- Thin type on-board power supply module for exchanger
- VRM for server

ELECTRICAL CHARACTERISTICS:

| Part Number | Inductance L0(μH) ±20% @0Adc | Heat rating current DC Amps IDC(A) | Saturation current DC Amps Isat(A) | DCR Typ. (mΩ). | DCR Max. (mΩ). |
|---------------|------------------------------|------------------------------------|------------------------------------|----------------|----------------|
| LPM1280C-1R0M | 1.0 | 35.0 | 36.0 | 1.05 | 1.2 |
| LPM1280C-1R5M | 1.5 | 30.0 | 35.0 | 1.35 | 1.5 |
| LPM1280C-2R2M | 2.2 | 26.0 | 30.0 | 1.90 | 2.2 |
| | | | | | |
| | | | | | |
| | | | | | |
| | | | | | |

TECHNICAL INFORMATION & PHYSICAL CHARACTERISTICS:

Dimensions(mm)



Winding



Notes

- Test Frequency : 100KHz / 1V
- All test data is referenced to 25°C ambient.
- Heat Rated Current (Im) DC current (A) that will cause an approximate ΔT of 40°C
- Saturation Current (Isat) DC current (A) that will cause L0 to drop approximately 30%
- Operating Temperature Range -55°C to +125°C
- The part temperature (ambient + temp rise) should not exceed 125°C under the worst case operating conditions. Circuit design, component placement, PCB trace size and thickness, airflow and other cooling provision all affect the part temperature. Part temperature should be verified in the end application.
- The rated current as listed is either the saturation current or the heating current depending on which value is lower.

SMD MOLDED POWER INDUCTORS

LPM1770C SERIES



FEATURES:

- High performance (Isat) realized by Carbonyl Iron powder
- Low profile: 18.0mm x17.2mm x 7.0mm
- Low loss realized with low DCR
- 100% lead (Pb) free meet RoHS standard
- RoHS compliant

COMMON APPLICATIONS:

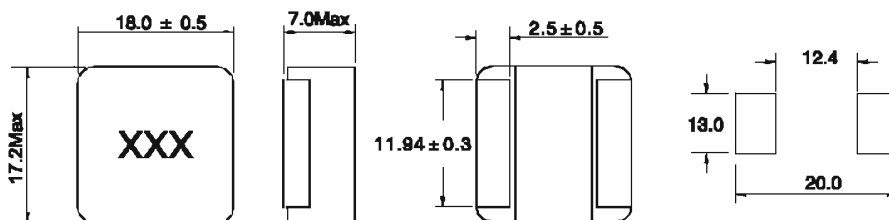
- DC/DC converter for CPU In Notebook PC
- Cellular phones, LCD displays, HDDs, DVCs, DSCs, PDAs etc..
- Thin type on-board power supply module for exchanger
- VRM for server

ELECTRICAL CHARACTERISTICS:

| Part Number | Inductance L0(μH) ±20% @0Adc | Heat rating current IDC(A) | Saturation current DC Amps Isat(A) | DCR Typ. (mΩ). | DCR Max. (mΩ). |
|---------------|------------------------------|----------------------------|------------------------------------|----------------|----------------|
| LPM1770C-1R0M | 1.0 | 50.0 | 80.0 | 1.4 | 1.7 |
| LPM1770C-1R5M | 1.5 | 45.0 | 70.0 | 1.7 | 2.1 |
| LPM1770C-2R2M | 2.2 | 40.0 | 62.0 | 2.4 | 2.7 |
| LPM1770C-3R3M | 3.3 | 35.0 | 50.0 | 3.5 | 4.2 |
| LPM1770C-4R7M | 4.7 | 30.0 | 43.0 | 3.9 | 5.0 |
| LPM1770C-5R8M | 5.8 | 25.0 | 40.0 | 4.4 | 5.5 |
| LPM1770C-6R8M | 6.8 | 20.0 | 35.0 | 6.5 | 8.0 |
| LPM1770C-8R2M | 8.2 | 18.0 | 31.0 | 8.5 | 9.5 |
| LPM1770C-100M | 10.0 | 16.0 | 28.0 | 8.7 | 11.0 |
| LPM1770C-150M | 15.0 | 14.0 | 26.0 | 18.0 | 23.0 |
| LPM1770C-220M | 22.0 | 12.0 | 20.0 | 23.5 | 26.5 |
| LPM1770C-330M | 33.0 | 10.0 | 17.0 | 27.0 | 35.0 |
| LPM1770C-470M | 47.0 | 9.0 | 11.0 | 40.0 | 48.0 |
| LPM1770C-560M | 56.0 | 8.0 | 13.0 | 55.0 | 62.0 |
| LPM1770C-680M | 68.0 | 7.5 | 12.0 | 67.0 | 80.0 |
| LPM1770C-101M | 100.0 | 7.0 | 12.0 | 102.0 | 115.0 |
| LPM1770C-151M | 150.0 | 4.0 | 7.0 | 135.0 | 155.0 |
| LPM1770C-351M | 350.0 | 3.0 | 6.0 | 375.0 | 405.0 |

TECHNICAL INFORMATION & PHYSICAL CHARACTERISTICS:

Dimensions(mm)



Winding




Notes

- Test Frequency : 100KHz / 1V
- All test data is referenced to 25°C ambient.
- Heat Rated Current (Irms) DC current (A) that will cause an approximate ΔT of 40°C
- Saturation Current (Isat) DC current (A) that will cause L0 to drop approximately 30%
- Operating Temperature Range -55°C to +125°C
- The part temperature (ambient + temp rise) should not exceed 125°C under the worst case operating conditions.Circuit design, component placement, PCB trace size and thickness, airflow and other cooling provision all affect the part temperature.Part temperature should be verified in the end application.
- The rated current as listed is either the saturation current or the heating current depending on which value is lower.

SMD MOLDED POWER INDUCTORS

LPM2010C SERIES



FEATURES:

- High performance (Isat) realized by Carbonyl Iron powder
- Low profile: 2.0mm x 1.6mm x 1.0mm
- Low loss realized with low DCR
- 100% lead (Pb) free meet RoHS standard
- RoHS compliant

COMMON APPLICATIONS:

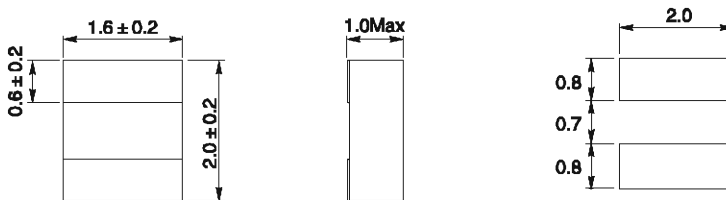
- DC/DC converter for CPU in Notebook PC
- Cellular phones, LCD displays, HDDs, DVCs, DSCs, PDAs etc..
- Thin type on-board power supply module for exchanger
- VRM for server

ELECTRICAL CHARACTERISTICS:

| Part Number | Inductance L0(μH) ±20% @0Adc | Heat rating current DC Amps IDC(A) | Saturation current DC Amps Isat(A) | DCR Typ. (mΩ). | DCR Max. (mΩ). |
|---------------|------------------------------|------------------------------------|------------------------------------|----------------|----------------|
| LPM2010C-R24M | 0.24 | 6.3 | 7.2 | 16.5 | 20.0 |
| LPM2010C-R33M | 0.33 | 3.8 | 5.5 | 42.0 | 48.0 |
| LPM2010C-R47M | 0.47 | 4.5 | 7.0 | 30.0 | 35.0 |
| LPM2010C-R56M | 0.56 | 3.3 | 4.6 | 51.0 | 59.0 |
| LPM2010C-R68M | 0.68 | 4.0 | 4.5 | 46.0 | 52.0 |
| LPM2010C-1R0M | 1.00 | 3.0 | 3.5 | 65.0 | 76.0 |
| LPM2010C-1R5M | 1.50 | 2.1 | 3.0 | 105.0 | 120.0 |
| LPM2010C-2R2M | 2.20 | 1.6 | 2.4 | 180.0 | 204.0 |

TECHNICAL INFORMATION & PHYSICAL CHARACTERISTICS:

Dimensions(mm)



Winding



Notes

- Test Frequency : 100KHz / 1V
- All test data is referenced to 25°C ambient.
- Heat Rated Current (I_{rms}) DC current (A) that will cause an approximate ΔT of 40°C
- Saturation Current (I_{sat}) DC current (A) that will cause L0 to drop approximately 30%
- Operating Temperature Range -55°C to +125°C
- The part temperature (ambient + temp rise) should not exceed 125°C under the worst case operating conditions. Circuit design, component placement, PCB trace size and thickness, airflow and other cooling provision all affect the part temperature. Part temperature should be verified in the end application.
- The rated current as listed is either the saturation current or the heating current depending on which value is lower.

SMD MOLDED POWER INDUCTORS

LPM2213C SERIES



FEATURES:

- High performance (Isat) realized by Carbonyl Iron powder
- Low profile: 22.5mm x22.0mm x 13.0mm
- Low loss realized with low DCR
- 100% lead (Pb) free meet RoHS standard
- RoHS compliant

COMMON APPLICATIONS:

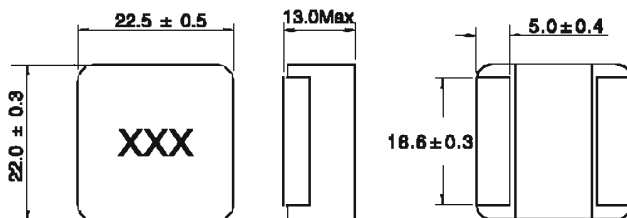
- DC/DC converter for CPU In Notebook PC
- Cellular phones, LCD displays, HDDs, DVCs, DSCs, PDAs etc..
- Thin type on-board power supply module for exchanger
- VRM for server

ELECTRICAL CHARACTERISTICS:

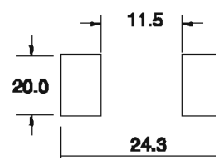
| Part Number | Inductance L0(μH) ±20% @0Adc | Heat rating current DC Amps IDC(A) | Saturation current DC Amps Isat(A) | DCR Typ. (mΩ). | DCR Max. (mΩ). |
|---------------|------------------------------|------------------------------------|------------------------------------|----------------|----------------|
| LPM2213C-R47M | 0.47 | 80.0 | 100.0 | 0.56 | 0.67 |
| LPM2213C-1R0M | 1.0 | 69.0 | 71.0 | 0.85 | 0.89 |
| LPM2213C-1R5M | 1.5 | 65.0 | 53.0 | 0.90 | 1.20 |
| LPM2213C-2R2M | 2.2 | 58.0 | 48.0 | 1.10 | 1.25 |
| LPM2213C-3R3M | 3.3 | 49.0 | 41.0 | 1.40 | 1.80 |
| LPM2213C-4R7M | 4.7 | 47.0 | 37.0 | 1.70 | 1.84 |
| LPM2213C-5R8M | 5.6 | 40.0 | 36.5 | 2.00 | 2.50 |
| LPM2213C-6R8M | 6.8 | 36.0 | 36.0 | 2.90 | 3.09 |
| LPM2213C-100M | 10.0 | 28.0 | 28.0 | 3.80 | 4.14 |
| LPM2213C-150M | 15.0 | 23.5 | 24.0 | 5.50 | 6.11 |
| LPM2213C-220M | 22.0 | 17.5 | 16.0 | 9.00 | 10.80 |
| LPM2213C-330M | 33.0 | 15.5 | 15.5 | 14.50 | 15.40 |
| LPM2213C-470M | 47.0 | 13.5 | 10.0 | 16.30 | 17.70 |
| LPM2213C-560M | 56.0 | 13.0 | 11.0 | 23.00 | 26.00 |
| LPM2213C-680M | 68.0 | 12.5 | 13.0 | 31.50 | 36.00 |
| LPM2213C-750M | 75.0 | 12.0 | 12.0 | 30.00 | 32.35 |
| LPM2213C-820M | 82.0 | 10.2 | 9.0 | 31.50 | 34.20 |
| LPM2213C-101M | 100.0 | 9.1 | 7.0 | 37.60 | 39.40 |
| LPM2213C-151M | 150.0 | 6.0 | 6A Drop 30% | 68.00 | 80.00 |
| LPM2213C-201M | 200.0 | 5.0 | 7A Drop 30% | 92.00 | 105.00 |
| LPM2213C-221M | 220.0 | 4.5 | 6A Drop 30% | 108.00 | 125.00 |
| LPM2213C-401M | 400.0 | 4.0 | 6A Drop 30% | 208.00 | 230.00 |

TECHNICAL INFORMATION & PHYSICAL CHARACTERISTICS:

Dimensions(mm)



Winding




Notes

- Test Frequency : 100KHz / 1V
- All test data is referenced to 25°C ambient.
- Heat Rated Current (Irms) DC current (A) that will cause an approximate Δ T of 40°C
- Saturation Current (Isat) DC current (A) that will cause L0 to drop approximately 30%
- Operating Temperature Range -55°C to +125°C
- The part temperature (ambient + temp rise) should not exceed 125°C under the worst case operating conditions.Circuit design, component placement, PCB trace size and thickness, airflow and other cooling provision all affect the part temperature.Part temperature should be verified in the end application.
- The rated current as listed is either the saturation current or the heating current depending on which value is lower.

SMD MOLDED POWER INDUCTORS

LPM2510C SERIES



FEATURES:

- High performance (Isat) realized by Carbonyl Iron powder
- Low profile: 2.5mm x 2.0mm x 1.0mm
- Low loss realized with low DCR
- 100% lead (Pb) free meet RoHS standard
- RoHS compliant

COMMON APPLICATIONS:

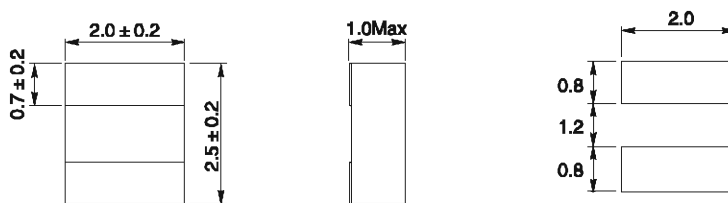
- DC/DC converter for CPU in Notebook PC
- Cellular phones, LCD displays, HDDs, DVCs, DSCs, PDAs etc..
- Thin type on-board power supply module for exchanger
- VRM for server

ELECTRICAL CHARACTERISTICS:

| Part Number | Inductance L0(μH) ±20% @0Adc | Heat rating current DC Amps IDC(A) | Saturation current DC Amps Isat(A) | DCR Typ. (mΩ). | DCR Max. (mΩ). |
|---------------|------------------------------|------------------------------------|------------------------------------|----------------|----------------|
| LPM2510C-1R0M | 1.0 | 3.5 | 4.5 | 45.0 | 52.0 |
| LPM2510C-2R2M | 2.2 | 2.3 | 3.0 | 102.0 | 118.0 |
| LPM2510C-3R3M | 3.3 | 1.8 | 2.3 | 125.0 | 142.0 |
| LPM2510C-4R7M | 4.7 | 1.5 | 1.8 | 204.0 | 235.0 |
| | | | | | |
| | | | | | |
| | | | | | |
| | | | | | |

TECHNICAL INFORMATION & PHYSICAL CHARACTERISTICS:

Dimensions(mm)



Winding




Notes

- Test Frequency : 100KHz / 1V
- All test data is referenced to 25°C ambient.
- Heat Rated Current (I_{rms}) DC current (A) that will cause an approximate ΔT of 40°C
- Saturation Current (Isat) DC current (A) that will cause L0 to drop approximately 30%
- Operating Temperature Range -55°C to +125°C
- The part temperature (ambient + temp rise) should not exceed 125°C under the worst case operating conditions. Circuit design, component placement, PCB trace size and thickness, airflow and other cooling provision all affect the part temperature. Part temperature should be verified in the end application.
- The rated current as listed is either the saturation current or the heating current depending on which value is lower.

SMD MOLDED POWER INDUCTORS

LPM2512C SERIES



FEATURES:

- High performance (Isat) realized by Carbonyl Iron powder
- Low profile: 2.5mm x 2.0mm x 1.2mm
- Low loss realized with low DCR
- 100% lead (Pb) free meet RoHS standard
- RoHS compliant

COMMON APPLICATIONS:

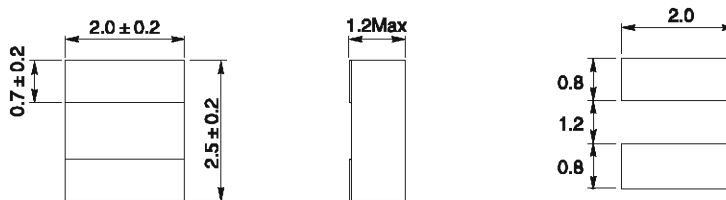
- DC/DC converter for CPU in Notebook PC
- Cellular phones, LCD displays, HDDs, DVCs, DSCs, PDAs etc..
- Thin type on-board power supply module for exchanger
- VRM for server

ELECTRICAL CHARACTERISTICS:

| Part Number | Inductance L0(μH) ±20% @0Adc | Heat rating current DC Amps IDC(A) | Saturation current DC Amps Isat(A) | DCR Typ. (mΩ). | DCR Max. (mΩ). |
|---------------|------------------------------|------------------------------------|------------------------------------|----------------|----------------|
| LPM2512C-R22M | 0.22 | 8.0 | 10.0 | 10.0 | 13.0 |
| LPM2512C-R33M | 0.33 | 6.5 | 9.0 | 13.8 | 20.0 |
| LPM2512C-R47M | 0.47 | 5.5 | 8.0 | 21.0 | 28.0 |
| LPM2512C-R68M | 0.68 | 5.2 | 6.5 | 29.5 | 35.0 |
| LPM2512C-1R0M | 1.0 | 5.0 | 5.5 | 30.0 | 35.0 |
| LPM2512C-1R5M | 1.5 | 3.2 | 5.0 | 62.0 | 70.0 |
| LPM2512C-2R2M | 2.2 | 2.6 | 3.5 | 85.0 | 92.0 |
| LPM2512C-3R3M | 3.3 | 2.0 | 3.0 | 123.0 | 140.0 |
| LPM2512C-4R7M | 4.7 | 1.8 | 2.5 | 175.0 | 195.0 |

TECHNICAL INFORMATION & PHYSICAL CHARACTERISTICS:

Dimensions(mm)



Winding




Notes

- Test Frequency : 100KHz / 1V
- All test data is referenced to 25°C ambient.
- Heat Rated Current (Irms) DC current (A) that will cause an approximate ΔT of 40°C
- Saturation Current (Isat) DC current (A) that will cause L0 to drop approximately 30%
- Operating Temperature Range -55°C to +125°C
- The part temperature (ambient + temp rise) should not exceed 125°C under the worst case operating conditions. Circuit design, component placement, PCB trace size and thickness, airflow and other cooling provision all affect the part temperature. Part temperature should be verified in the end application.
- The rated current as listed is either the saturation current or the heating current depending on which value is lower.

SMD MOLDED POWER INDUCTORS

LPM3210C SERIES



FEATURES:

- High performance (Isat) realized by Carbonyl Iron powder
- Low profile: 3.2mm x 2.5mm x 1.0mm
- Low loss realized with low DCR
- 100% lead (Pb) free meet RoHS standard
- RoHS compliant

COMMON APPLICATIONS:

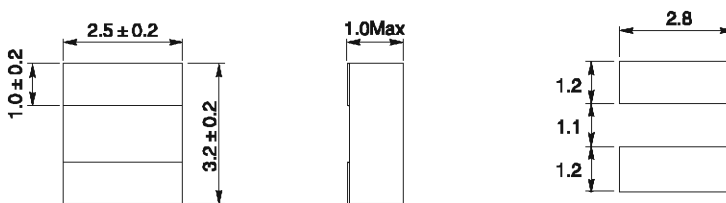
- DC/DC converter for CPU in Notebook PC
- Cellular phones, LCD displays, HDDs, DVCs, DSCs, PDAs etc..
- Thin type on-board power supply module for exchanger
- VRM for server

ELECTRICAL CHARACTERISTICS:

| Part Number | Inductance L0(μH) ±20% @0Adc | Heat rating current DC Amps IDC(A) | Saturation current DC Amps Isat(A) | DCR Typ. (mΩ). | DCR Max. (mΩ). |
|---------------|------------------------------|------------------------------------|------------------------------------|----------------|----------------|
| LPM3210C-1R0M | 1.0 | 4.0 | 6.0 | 40.0 | 48.0 |
| | | | | | |
| | | | | | |
| | | | | | |
| | | | | | |
| | | | | | |
| | | | | | |
| | | | | | |
| | | | | | |

TECHNICAL INFORMATION & PHYSICAL CHARACTERISTICS:

Dimensions(mm)



Winding




Notes

- Test Frequency : 100KHz / 1V
- All test data is referenced to 25°C ambient.
- Heat Rated Current (I_{rms}) DC current (A) that will cause an approximate ΔT of 40°C
- Saturation Current (I_{sat}) DC current (A) that will cause L0 to drop approximately 30%
- Operating Temperature Range -55°C to +125°C
- The part temperature (ambient + temp rise) should not exceed 125°C under the worst case operating conditions. Circuit design, component placement, PCB trace size and thickness, airflow and other cooling provision all affect the part temperature. Part temperature should be verified in the end application.
- The rated current as listed is either the saturation current or the heating current depending on which value is lower.

SMD MOLDED POWER INDUCTORS

LPM3212C SERIES



FEATURES:

- High performance (Isat) realized by Carbonyl Iron powder
- Low profile: 3.2mm x 2.5mm x 1.2mm
- Low loss realized with low DCR
- 100% lead (Pb) free meet RoHS standard
- RoHS compliant

COMMON APPLICATIONS:

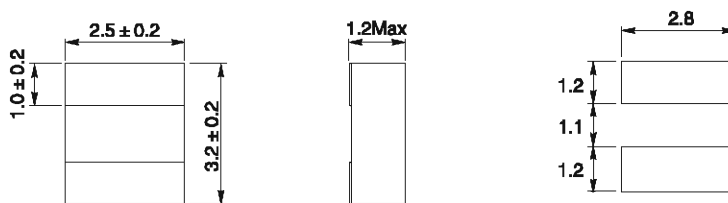
- DC/DC converter for CPU in Notebook PC
- Cellular phones, LCD displays, HDDs, DVCs, DSCs, PDAs etc..
- Thin type on-board power supply module for exchanger
- VRM for server

ELECTRICAL CHARACTERISTICS:

| Part Number | Inductance L0(μH) ±20% @0Adc | Heat rating current DC Amps IDC(A) | Saturation current DC Amps Isat(A) | DCR Typ. (mΩ). | DCR Max. (mΩ). |
|---------------|------------------------------|------------------------------------|------------------------------------|----------------|----------------|
| LPM3212C-4R7M | 4.7 | 2.0 | 3.0 | 169.0 | 192.0 |
| | | | | | |
| | | | | | |
| | | | | | |
| | | | | | |
| | | | | | |
| | | | | | |
| | | | | | |
| | | | | | |
| | | | | | |

TECHNICAL INFORMATION & PHYSICAL CHARACTERISTICS:

Dimensions(mm)



Winding




Notes

- Test Frequency : 100KHz / 1V
- All test data is referenced to 25°C ambient.
- Heat Rated Current (I_{rms}) DC current (A) that will cause an approximate ΔT of 40°C
- Saturation Current (I_{sat}) DC current (A) that will cause L0 to drop approximately 30%
- Operating Temperature Range -55°C to +125°C
- The part temperature (ambient + temp rise) should not exceed 125°C under the worst case operating conditions. Circuit design, component placement, PCB trace size and thickness, airflow and other cooling provision all affect the part temperature. Part temperature should be verified in the end application.
- The rated current as listed is either the saturation current or the heating current depending on which value is lower.

SMD MOLDED POWER INDUCTORS

LPM3215C SERIES



FEATURES:

- High performance (Isat) realized by Carbonyl Iron powder
- Low profile: 3.2mm x 2.5mm x 1.5mm
- Low loss realized with low DCR
- 100% lead (Pb) free meet RoHS standard
- RoHS compliant

COMMON APPLICATIONS:

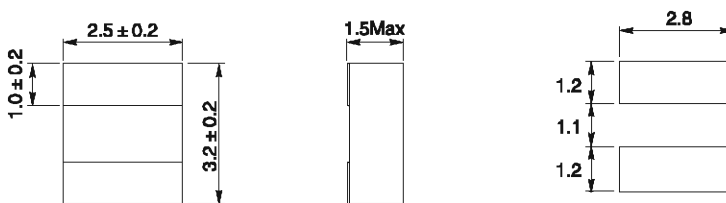
- DC/DC converter for CPU in Notebook PC
- Cellular phones, LCD displays, HDDs, DVCs, DSCs, PDAs etc..
- Thin type on-board power supply module for exchanger
- VRM for server

ELECTRICAL CHARACTERISTICS:

| Part Number | Inductance L0(μH) ±20% @0Adc | Heat rating current DC Amps IDC(A) | Saturation current DC Amps Isat(A) | DCR Typ. (mΩ). | DCR Max. (mΩ). |
|---------------|------------------------------|------------------------------------|------------------------------------|----------------|----------------|
| LPM3215C-R22M | 0.22 | 13.0 | 11.0 | 7.0 | 7.9 |
| | | | | | |
| | | | | | |
| | | | | | |
| | | | | | |
| | | | | | |
| | | | | | |
| | | | | | |
| | | | | | |
| | | | | | |

TECHNICAL INFORMATION & PHYSICAL CHARACTERISTICS:

Dimensions(mm)



Winding




Notes

- Test Frequency : 100KHz / 1V
- All test data is referenced to 25°C ambient.
- Heat Rated Current (Irms) DC current (A) that will cause an approximate ΔT of 40°C
- Saturation Current (Isat) DC current (A) that will cause L0 to drop approximately 30%
- Operating Temperature Range -55°C to +125°C
- The part temperature (ambient + temp rise) should not exceed 125°C under the worst case operating conditions. Circuit design, component placement, PCB trace size and thickness, airflow and other cooling provision all affect the part temperature. Part temperature should be verified in the end application.
- The rated current as listed is either the saturation current or the heating current depending on which value is lower.

SMD MOLDED POWER INDUCTORS

LPM3220C SERIES



FEATURES:

- High performance (Isat) realized by Carbonyl Iron powder
- Low profile: 3.2mm x 2.5mm x 2.0mm
- Low loss realized with low DCR
- 100% lead (Pb) free meet RoHS standard
- RoHS compliant

COMMON APPLICATIONS:

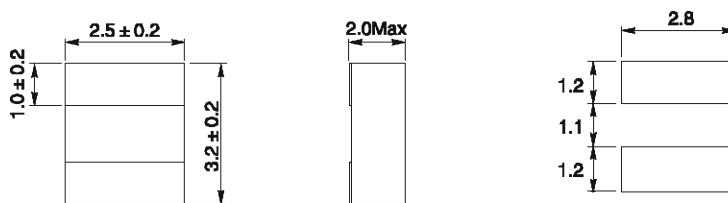
- DC/DC converter for CPU in Notebook PC
- Cellular phones, LCD displays, HDDs, DVCs, DSCs, PDAs etc..
- Thin type on-board power supply module for exchanger
- VRM for server

ELECTRICAL CHARACTERISTICS:

| Part Number | Inductance L0(μH) ±20% @0Adc | Heat rating current DC Amps IDC(A) | Saturation current DC Amps Isat(A) | DCR Typ. (mΩ). | DCR Max. (mΩ). |
|---------------|------------------------------|------------------------------------|------------------------------------|----------------|----------------|
| LPM3220C-1R0M | 1.00 | 5.4 | 10.0 | 17.8 | 22.0 |
| LPM3220C-2R2M | 2.20 | 4.0 | 7.0 | 42.0 | 50.0 |
| LPM3220C-3R3M | 3.30 | 3.0 | 5.5 | 58.0 | 65.0 |
| LPM3220C-4R7M | 4.70 | 2.8 | 4.5 | 98.0 | 120.0 |
| | | | | | |
| | | | | | |
| | | | | | |
| | | | | | |

TECHNICAL INFORMATION & PHYSICAL CHARACTERISTICS:

Dimensions(mm)



Winding




Notes

- Test Frequency : 100KHz / 1V
- All test data is referenced to 25°C ambient.
- Heat Rated Current (I_{rms}) DC current (A) that will cause an approximate ΔT of 40°C
- Saturation Current (I_{sat}) DC current (A) that will cause L0 to drop approximately 30%
- Operating Temperature Range -55°C to +125°C
- The part temperature (ambient + temp rise) should not exceed 125°C under the worst case operating conditions. Circuit design, component placement, PCB trace size and thickness, airflow and other cooling provision all affect the part temperature. Part temperature should be verified in the end application.
- The rated current as listed is either the saturation current or the heating current depending on which value is lower.

SMD MOLDED POWER INDUCTORS

LPM4010C SERIES



FEATURES:

- High performance (Isat) realized by Carbonyl Iron powder
- Low profile: 4.0mm x 4.0mm x 1.0mm
- Low loss realized with low DCR
- 100% lead (Pb) free meet RoHS standard
- RoHS compliant

COMMON APPLICATIONS:

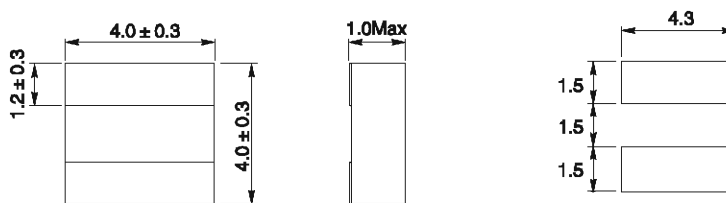
- DC/DC converter for CPU in Notebook PC
- Cellular phones, LCD displays, HDDs, DVCs, DSCs, PDAs etc..
- Thin type on-board power supply module for exchanger
- VRM for server

ELECTRICAL CHARACTERISTICS:

| Part Number | Inductance L0(μH) ±20% @0Adc | Heat rating current DC Amps IDC(A) | Saturation current DC Amps Isat(A) | DCR Typ. (mΩ). | DCR Max. (mΩ). |
|---------------|------------------------------|------------------------------------|------------------------------------|----------------|----------------|
| LPM4010C-1R0M | 1.0 | 3.5 | 7.0 | 36.0 | 46.0 |
| LPM4010C-2R2M | 2.2 | 3.2 | 4.5 | 72.0 | 85.0 |
| LPM4010C-3R3M | 3.3 | 2.8 | 4.0 | 105.0 | 120.0 |
| LPM4010C-4R7M | 4.7 | 2.5 | 3.0 | 138.0 | 160.0 |
| LPM4010C-6R8M | 6.8 | 2.0 | 2.5 | 165.0 | 185.0 |
| LPM4010C-100M | 10.0 | 1.5 | 2.0 | 290.0 | 330.0 |
| | | | | | |
| | | | | | |
| | | | | | |

TECHNICAL INFORMATION & PHYSICAL CHARACTERISTICS:

Dimensions(mm)



Winding




Notes

- Test Frequency : 100KHz / 1V
- All test data is referenced to 25°C ambient.
- Heat Rated Current (I_{rms}) DC current (A) that will cause an approximate ΔT of 40°C
- Saturation Current (I_{sat}) DC current (A) that will cause L0 to drop approximately 30%
- Operating Temperature Range -55°C to +125°C
- The part temperature (ambient + temp rise) should not exceed 125°C under the worst case operating conditions. Circuit design, component placement, PCB trace size and thickness, airflow and other cooling provision all affect the part temperature. Part temperature should be verified in the end application.
- The rated current as listed is either the saturation current or the heating current depending on which value is lower.

SMD MOLDED POWER INDUCTORS

LPM4012C SERIES



FEATURES:

- High performance (Isat) realized by Carbonyl Iron powder
- Low profile: 4.0mm x 4.0mm x 1.2mm
- Low loss realized with low DCR
- 100% lead (Pb) free meet RoHS standard
- RoHS compliant

COMMON APPLICATIONS:

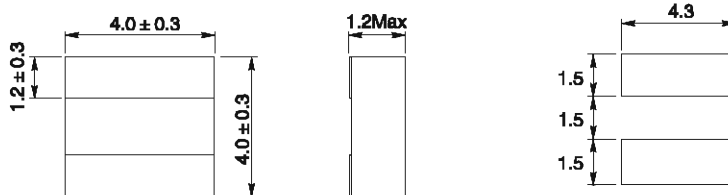
- DC/DC converter for CPU in Notebook PC
- Cellular phones, LCD displays, HDDs, DVCs, DSCs, PDAs etc..
- Thin type on-board power supply module for exchanger
- VRM for server

ELECTRICAL CHARACTERISTICS:

| Part Number | Inductance L0(μH) ±20% @0Adc | Heat rating current DC Amps IDC(A) | Saturation current DC Amps Isat(A) | DCR Typ. (mΩ). | DCR Max. (mΩ). |
|---------------|------------------------------|------------------------------------|------------------------------------|----------------|----------------|
| LPM4012C-R25M | 0.25 | 8.0 | 11.0 | 8.0 | 10.0 |
| LPM4012C-R47M | 0.47 | 7.0 | 9.5 | 20.0 | 25.0 |
| LPM4012C-R68M | 0.68 | 6.0 | 8.0 | 25.0 | 30.0 |
| LPM4012C-1R0M | 1.0 | 5.0 | 7.0 | 27.0 | 33.0 |
| LPM4012C-1R5M | 1.5 | 4.2 | 6.5 | 43.0 | 55.0 |
| LPM4012C-2R2M | 2.2 | 4.0 | 6.0 | 52.0 | 63.0 |
| LPM4012C-3R3M | 3.3 | 3.5 | 5.0 | 78.0 | 90.0 |
| LPM4012C-4R7M | 4.7 | 3.0 | 4.5 | 96.0 | 110.0 |
| LPM4012C-5R6M | 5.6 | 2.5 | 4.0 | 121.0 | 140.0 |
| LPM4012C-6R8M | 6.8 | 2.3 | 3.5 | 140.0 | 160.0 |
| LPM4012C-100M | 10.0 | 1.8 | 2.5 | 210.0 | 240.0 |

TECHNICAL INFORMATION & PHYSICAL CHARACTERISTICS:

Dimensions(mm)



Winding




Notes

- Test Frequency : 100KHz / 1V
- All test data is referenced to 25°C ambient.
- Heat Rated Current (Irms) DC current (A) that will cause an approximate ΔT of 40°C
- Saturation Current (Isat) DC current (A) that will cause L0 to drop approximately 30%
- Operating Temperature Range -55°C to +125°C
- The part temperature (ambient + temp rise) should not exceed 125°C under the worst case operating conditions. Circuit design, component placement, PCB trace size and thickness, airflow and other cooling provision all affect the part temperature. Part temperature should be verified in the end application.
- The rated current as listed is either the saturation current or the heating current depending on which value is lower.

SMD MOLDED POWER INDUCTORS

LPM4020C SERIES



FEATURES:

- High performance (Isat) realized by Carbonyl Iron powder
- Low profile: 4.0mm x 4.0mm x 2.0mm
- Low loss realized with low DCR
- 100% lead (Pb) free meet RoHS standard
- RoHS compliant

COMMON APPLICATIONS:

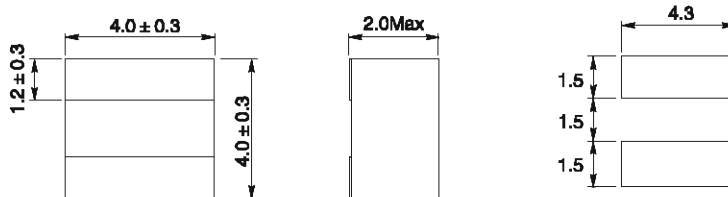
- DC/DC converter for CPU in Notebook PC
- Cellular phones, LCD displays, HDDs, DVCs, DSCs, PDAs etc..
- Thin type on-board power supply module for exchanger
- VRM for server

ELECTRICAL CHARACTERISTICS:

| Part Number | Inductance L0(μH) ±20% @0Adc | Heat rating current DC Amps IDC(A) | Saturation current DC Amps Isat(A) | DCR Typ. (mΩ). | DCR Max. (mΩ). |
|---------------|------------------------------|------------------------------------|------------------------------------|----------------|----------------|
| LPM4020C-R33M | 0.33 | 13.0 | 20.0 | 6.00 | 8.00 |
| LPM4020C-R47M | 0.47 | 12.0 | 18.0 | 7.60 | 9.00 |
| LPM4020C-R68M | 0.68 | 10.0 | 15.0 | 9.8 | 13.0 |
| LPM4020C-1R0M | 1.0 | 8.0 | 12.0 | 14.0 | 17.0 |
| LPM4020C-1R5M | 1.5 | 6.0 | 10.0 | 16.0 | 20.0 |
| LPM4020C-2R2M | 2.2 | 5.0 | 8.0 | 27.0 | 34.0 |
| LPM4020C-3R3M | 3.3 | 4.5 | 6.0 | 36.0 | 43.0 |
| LPM4020C-4R7M | 4.7 | 4.0 | 5.5 | 52.0 | 63.0 |
| LPM4020C-100M | 10.0 | 2.6 | 4.0 | 110.0 | 125.0 |
| LPM4020C-220M | 22.0 | 1.7 | 2.8 | 258.0 | 280.0 |
| | | | | | |

TECHNICAL INFORMATION & PHYSICAL CHARACTERISTICS:

Dimensions(mm)



Winding




Notes

- Test Frequency : 100KHz / 1V
- All test data is referenced to 25°C ambient.
- Heat Rated Current (I_{rms}) DC current (A) that will cause an approximate ΔT of 40°C
- Saturation Current (I_{sat}) DC current (A) that will cause L0 to drop approximately 30%
- Operating Temperature Range -55°C to +125°C
- The part temperature (ambient + temp rise) should not exceed 125°C under the worst case operating conditions. Circuit design, component placement, PCB trace size and thickness, airflow and other cooling provision all affect the part temperature. Part temperature should be verified in the end application.
- The rated current as listed is either the saturation current or the heating current depending on which value is lower.

SMD MOLDED POWER INDUCTORS

LPM4030C SERIES



FEATURES:

- High performance (Isat) realized by Carbonyl Iron powder
- Low profile: 4.0mm x 4.0mm x 3.0mm
- Low loss realized with low DCR
- 100% lead (Pb) free meet RoHS standard
- RoHS compliant

COMMON APPLICATIONS:

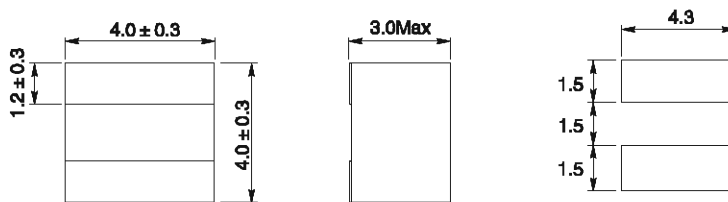
- DC/DC converter for CPU in Notebook PC
- Cellular phones, LCD displays, HDDs, DVCs, DSCs, PDAs etc..
- Thin type on-board power supply module for exchanger
- VRM for server

ELECTRICAL CHARACTERISTICS:

| Part Number | Inductance L0(μH) ±20% @0Adc | Heat rating current DC Amps IDC(A) | Saturation current DC Amps Isat(A) | DCR Typ. (mΩ). | DCR Max. (mΩ). |
|---------------|------------------------------|------------------------------------|------------------------------------|----------------|----------------|
| LPM4030C-R15M | 0.15 | 26.0 | 24.0 | 1.6 | 1.9 |
| LPM4030C-R30M | 0.30 | 24.0 | 17.0 | 2.5 | 2.9 |
| LPM4030C-R47M | 0.47 | 21.2 | 14.2 | 3.4 | 3.9 |
| LPM4030C-R68M | 0.68 | 14.0 | 12.0 | 4.2 | 4.8 |
| LPM4030C-1R0M | 1.0 | 13.0 | 10.3 | 6.5 | 7.2 |
| LPM4030C-1R5M | 1.5 | 10.2 | 8.8 | 9.5 | 10.5 |
| LPM4030C-2R2M | 2.2 | 8.7 | 7.0 | 13.5 | 15.0 |
| LPM4030C-3R3M | 3.3 | 7.5 | 5.3 | 19.9 | 21.9 |
| LPM4030C-4R7M | 4.7 | 6.6 | 4.4 | 28.5 | 31.5 |
| LPM4030C-6R8M | 6.8 | 4.7 | 3.65 | 43.5 | 47.9 |
| LPM4030C-8R2M | 8.2 | 4.2 | 3.45 | 50.6 | 55.7 |
| LPM4030C-100M | 10.0 | 3.9 | 3.1 | 63.0 | 69.5 |

TECHNICAL INFORMATION & PHYSICAL CHARACTERISTICS:

Dimensions(mm)



Winding




Notes

- Test Frequency : 100KHz / 1V
- All test data is referenced to 25°C ambient.
- Heat Rated Current (Irms) DC current (A) that will cause an approximate ΔT of 40°C
- Saturation Current (Isat) DC current (A) that will cause L0 to drop approximately 30%
- Operating Temperature Range -55°C to +125°C
- The part temperature (ambient + temp rise) should not exceed 125°C under the worst case operating conditions. Circuit design, component placement, PCB trace size and thickness, airflow and other cooling provision all affect the part temperature. Part temperature should be verified in the end application.
- The rated current as listed is either the saturation current or the heating current depending on which value is lower.

SMD MOLDED POWER INDUCTORS

LPM4040C SERIES



FEATURES:

- High performance (Isat) realized by Carbonyl Iron powder
- Low profile: 4.0mm x 4.0mm x 4.0mm
- Low loss realized with low DCR
- 100% lead (Pb) free meet RoHS standard
- RoHS compliant

COMMON APPLICATIONS:

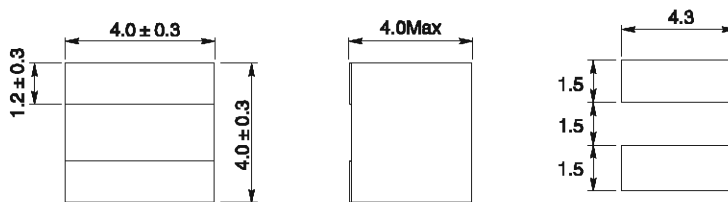
- DC/DC converter for CPU in Notebook PC
- Cellular phones, LCD displays, HDDs, DVCs, DSCs, PDAs etc..
- Thin type on-board power supply module for exchanger
- VRM for server

ELECTRICAL CHARACTERISTICS:

| Part Number | Inductance L0(μH) ±20% @0Adc | Heat rating current DC Amps IDC(A) | Saturation current DC Amps Isat(A) | DCR Typ. (mΩ). | DCR Max. (mΩ). |
|---------------|------------------------------|------------------------------------|------------------------------------|----------------|----------------|
| LPM4040C-R15M | 0.15 | 30.2 | 21.0 | 1.5 | 1.8 |
| LPM4040C-R30M | 0.30 | 24.6 | 15.3 | 2.2 | 2.6 |
| LPM4040C-R47M | 0.47 | 20.8 | 12.2 | 2.8 | 3.2 |
| LPM4040C-R68M | 0.68 | 18.3 | 10.5 | 3.5 | 4.0 |
| LPM4040C-1R0M | 1.00 | 14.8 | 9.3 | 4.8 | 5.6 |
| LPM4040C-1R5M | 1.50 | 12.5 | 7.9 | 6.8 | 7.9 |
| LPM4040C-2R2M | 2.20 | 11.0 | 6.4 | 10.1 | 11.5 |
| LPM4040C-3R3M | 3.30 | 8.7 | 5.5 | 15.0 | 16.6 |
| LPM4040C-4R7M | 4.70 | 7.1 | 4.4 | 22.2 | 24.5 |
| LPM4040C-6R8M | 6.80 | 5.6 | 4.0 | 31.5 | 34.7 |
| LPM4040C-100M | 10.00 | 5.0 | 2.8 | 45.8 | 50.5 |

TECHNICAL INFORMATION & PHYSICAL CHARACTERISTICS:

Dimensions(mm)



Winding




Notes

- Test Frequency : 100KHz / 1V
- All test data is referenced to 25°C ambient.
- Heat Rated Current (Irms) DC current (A) that will cause an approximate ΔT of 40°C
- Saturation Current (Isat) DC current (A) that will cause L0 to drop approximately 30%
- Operating Temperature Range -55°C to +125°C
- The part temperature (ambient + temp rise) should not exceed 125°C under the worst case operating conditions. Circuit design, component placement, PCB trace size and thickness, airflow and other cooling provision all affect the part temperature. Part temperature should be verified in the end application.
- The rated current as listed is either the saturation current or the heating current depending on which value is lower.

SMD MOLDED POWER INDUCTORS

LPM5020C SERIES



FEATURES:

- High performance (Isat) realized by Carbonyl Iron powder
- Low profile: 5.2mm x 5.4mm x 2.0mm
- Low loss realized with low DCR
- 100% lead (Pb) free meet RoHS standard
- RoHS compliant

COMMON APPLICATIONS:

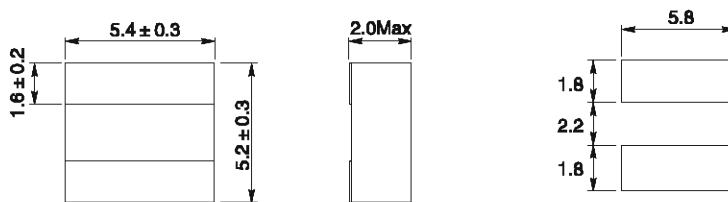
- DC/DC converter for CPU in Notebook PC
- Cellular phones, LCD displays, HDDs, DVCs, DSCs, PDAs etc..
- Thin type on-board power supply module for exchanger
- VRM for server

ELECTRICAL CHARACTERISTICS:

| Part Number | Inductance L0(μH) ±20% @0Adc | Heat rating current DC Amps IDC(A) | Saturation current DC Amps Isat(A) | DCR Typ. (mΩ). | DCR Max. (mΩ). |
|---------------|------------------------------|------------------------------------|------------------------------------|----------------|----------------|
| LPM5020C-R15M | 0.15 | 29.4 | 27.0 | 1.8 | 2.1 |
| LPM5020C-R33M | 0.33 | 24.4 | 18.8 | 2.7 | 3.2 |
| LPM5020C-R47M | 0.47 | 22.1 | 15.7 | 3.7 | 4.3 |
| LPM5020C-R68M | 0.68 | 17.6 | 14.0 | 5.3 | 6.1 |
| LPM5020C-1R0M | 1.0 | 15.0 | 11.4 | 7.5 | 8.7 |
| LPM5020C-1R5M | 1.5 | 12.8 | 8.9 | 11.4 | 13.2 |
| LPM5020C-2R2M | 2.2 | 10.7 | 7.6 | 16.3 | 18.8 |
| LPM5020C-3R3M | 3.3 | 9.4 | 6.5 | 23.4 | 27.0 |
| LPM5020C-4R7M | 4.7 | 7.9 | 5.3 | 36.0 | 41.5 |
| LPM5020C-6R8M | 6.8 | 4.9 | 4.5 | 55.0 | 63.5 |
| | | | | | |
| | | | | | |

TECHNICAL INFORMATION & PHYSICAL CHARACTERISTICS:

Dimensions(mm)



Winding




Notes

- Test Frequency : 100KHz / 1V
- All test data is referenced to 25°C ambient.
- Heat Rated Current (Irms) DC current (A) that will cause an approximate ΔT of 40°C
- Saturation Current (Isat) DC current (A) that will cause L0 to drop approximately 30%
- Operating Temperature Range -55°C to +125°C
- The part temperature (ambient + temp rise) should not exceed 125°C under the worst case operating conditions. Circuit design, component placement, PCB trace size and thickness, airflow and other cooling provision all affect the part temperature. Part temperature should be verified in the end application.
- The rated current as listed is either the saturation current or the heating current depending on which value is lower.

SMD MOLDED POWER INDUCTORS

LPM5030C SERIES



FEATURES:

- High performance (Isat) realized by Carbonyl Iron powder
- Low profile: 5.2mm x 5.4mm x 3.0mm
- Low loss realized with low DCR
- 100% lead (Pb) free meet RoHS standard
- RoHS compliant

COMMON APPLICATIONS:

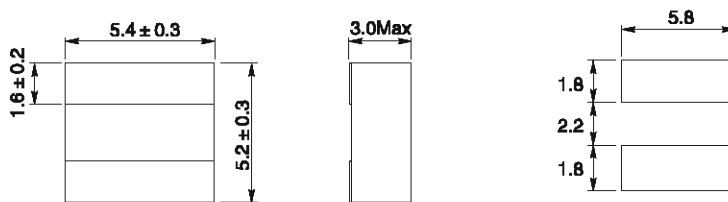
- DC/DC converter for CPU in Notebook PC
- Cellular phones, LCD displays, HDDs, DVCs, DSCs, PDAs etc..
- Thin type on-board power supply module for exchanger
- VRM for server

ELECTRICAL CHARACTERISTICS:

| Part Number | Inductance L0(μH) ±20% @0Adc | Heat rating current DC Amps IDC(A) | Saturation current DC Amps Isat(A) | DCR Typ. (mΩ). | DCR Max. (mΩ). |
|---------------|------------------------------|------------------------------------|------------------------------------|----------------|----------------|
| LPM5030C-R15M | 0.15 | 32.0 | 30.0 | 1.3 | 1.6 |
| LPM5030C-R33M | 0.33 | 30.6 | 24.5 | 1.8 | 2.2 |
| LPM5030C-R47M | 0.47 | 25.0 | 20.5 | 2.5 | 3.0 |
| LPM5030C-R68M | 0.68 | 21.2 | 17.5 | 3.3 | 4.0 |
| LPM5030C-1R0M | 1.0 | 17.8 | 14.0 | 4.8 | 5.8 |
| LPM5030C-1R5M | 1.5 | 15.4 | 12.2 | 6.8 | 7.9 |
| LPM5030C-2R2M | 2.2 | 12.9 | 9.4 | 9.2 | 10.6 |
| LPM5030C-3R3M | 3.3 | 10.0 | 8.4 | 13.3 | 14.9 |
| LPM5030C-4R7M | 4.7 | 8.5 | 6.7 | 21.9 | 24.5 |
| LPM5030C-6R8M | 6.8 | 7.3 | 5.5 | 28.6 | 32.1 |
| LPM5030C-100M | 10.0 | 5.7 | 4.5 | 43.0 | 48.4 |

TECHNICAL INFORMATION & PHYSICAL CHARACTERISTICS:

Dimensions(mm)



Winding



Notes

- Test Frequency : 100KHz / 1V
- All test data is referenced to 25°C ambient.
- Heat Rated Current (Irms) DC current (A) that will cause an approximate ΔT of 40°C
- Saturation Current (Isat) DC current (A) that will cause L0 to drop approximately 30%
- Operating Temperature Range -55°C to +125°C
- The part temperature (ambient + temp rise) should not exceed 125°C under the worst case operating conditions. Circuit design, component placement, PCB trace size and thickness, airflow and other cooling provision all affect the part temperature. Part temperature should be verified in the end application.
- The rated current as listed is either the saturation current or the heating current depending on which value is lower.

SMD MOLDED POWER INDUCTORS

LPM6030C SERIES



FEATURES:

- High performance (least) realized by Carbonyl Iron powder
- Low profile: 6.8mm x 6.4mm x 3.0mm
- Low loss realized with low DCR
- 100% lead (Pb) free meet RoHS standard
- RoHS compliant

COMMON APPLICATIONS:

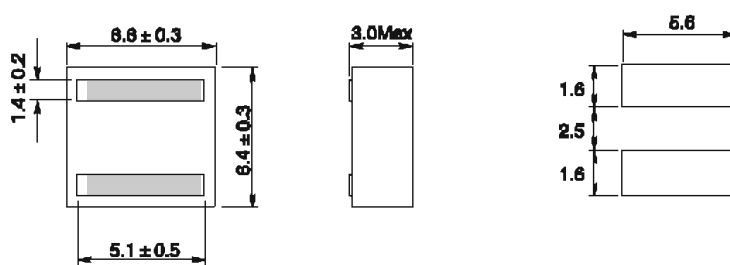
- DC/DC converter for CPU in Notebook PC
- Cellular phones, LCD displays, HDDs, DVCs, DSCs, PDAs etc..
- Thin type on-board power supply module for exchanger
- VRM for server

ELECTRICAL CHARACTERISTICS:

| Part Number | Inductance L0(μH) ±20% @0Adc | Heat rating current DC Amps IDC(A) | Saturation current DC Amps Isat(A) | DCR Typ. (mΩ). | DCR Max. (mΩ). |
|---------------|------------------------------|------------------------------------|------------------------------------|----------------|----------------|
| LPM6030C-R15M | 0.15 | 35.0 | 43.0 | 1.0 | 1.2 |
| LPM6030C-R22M | 0.22 | 32.0 | 30.0 | 1.2 | 1.5 |
| LPM6030C-R38M | 0.38 | 28.0 | 29.0 | 2.0 | 2.4 |
| LPM6030C-R47M | 0.47 | 25.0 | 26.5 | 2.2 | 2.7 |
| LPM6030C-R68M | 0.68 | 22.5 | 22.0 | 2.9 | 3.5 |
| LPM6030C-1R0M | 1.0 | 18.1 | 17.7 | 4.2 | 4.9 |
| LPM6030C-1R5M | 1.5 | 15.0 | 14.5 | 6.2 | 7.3 |
| LPM6030C-2R2M | 2.2 | 12.0 | 12.2 | 8.7 | 10.3 |
| LPM6030C-3R3M | 3.3 | 10.5 | 10.4 | 13.1 | 15.4 |
| LPM6030C-4R7M | 4.7 | 10.0 | 8.6 | 17.5 | 21.0 |
| LPM6030C-6R8M | 6.8 | 8.2 | 7.3 | 25.1 | 29.5 |
| LPM6030C-100M | 10.0 | 7.0 | 6.2 | 38.0 | 44.0 |

TECHNICAL INFORMATION & PHYSICAL CHARACTERISTICS:

Dimensions(mm)



Winding



Notes

- Test Frequency : 100KHz / 1V
- All test data is referenced to 25°C ambient.
- Heat Rated Current (Irms) DC current (A) that will cause an approximate ΔT of 40°C
- Saturation Current (Isat) DC current (A) that will cause L0 to drop approximately 30%
- Operating Temperature Range -55°C to +125°C
- The part temperature (ambient + temp rise) should not exceed 125°C under the worst case operating conditions. Circuit design, component placement, PCB trace size and thickness, airflow and other cooling provision all affect the part temperature. Part temperature should be verified in the end application.
- The rated current as listed is either the saturation current or the heating current depending on which value is lower.

SMD MOLDED POWER INDUCTORS

LPM6060C SERIES



FEATURES:

- High performance (Isat) realized by Carbonyl Iron powder
- Low profile: 6.8mm x 6.4mm x 6.0mm
- Low loss realized with low DCR
- 100% lead (Pb) free meet RoHS standard
- RoHS compliant

COMMON APPLICATIONS:

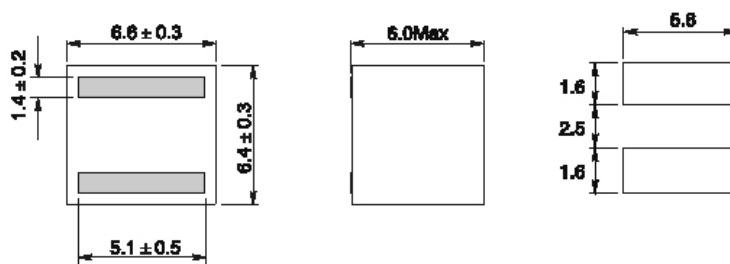
- DC/DC converter for CPU in Notebook PC
- Cellular phones, LCD displays, HDDs, DVCs, DSCs, PDAs etc..
- Thin type on-board power supply module for exchanger
- VRM for server

ELECTRICAL CHARACTERISTICS:

| Part Number | Inductance L0(μH) ±20% @0Adc | Heat rating current DC Amps IDC(A) | Saturation current DC Amps Isat(A) | DCR Typ. (mΩ). | DCR Max. (mΩ). |
|---------------|------------------------------|------------------------------------|------------------------------------|----------------|----------------|
| LPM6060C-R22M | 0.22 | 29.0 | 38.0 | 1.1 | 1.3 |
| LPM6060C-R47M | 0.47 | 26.0 | 29.5 | 1.5 | 1.8 |
| LPM6060C-R89M | 0.88 | 22.7 | 25.5 | 2.0 | 2.3 |
| LPM6060C-1R0M | 1.0 | 22.0 | 23.0 | 2.5 | 2.9 |
| LPM6060C-1R5M | 1.5 | 20.2 | 18.3 | 3.3 | 3.8 |
| LPM6060C-2R2M | 2.2 | 17.2 | 18.0 | 4.3 | 4.8 |
| LPM6060C-3R3M | 3.3 | 16.8 | 13.4 | 5.9 | 6.5 |
| LPM6030C-4R7M | 4.7 | 13.5 | 10.2 | 9.1 | 10.1 |
| LPM6060C-6R8M | 8.8 | 11.5 | 8.9 | 12.7 | 14.0 |
| LPM6060C-100M | 10.0 | 9.1 | 7.3 | 18.5 | 20.4 |
| LPM6060C-150M | 15.0 | 7.4 | 5.8 | 28.2 | 31.1 |

TECHNICAL INFORMATION & PHYSICAL CHARACTERISTICS:

Dimensions(mm)



Winding



Notes

- Test Frequency : 100KHz / 1V
- All test data is referenced to 25°C ambient.
- Heat Rated Current (Irms) DC current (A) that will cause an approximate ΔT of 40°C
- Saturation Current (Isat) DC current (A) that will cause L0 to drop approximately 30%
- Operating Temperature Range -55°C to +125°C
- The part temperature (ambient + temp rise) should not exceed 125°C under the worst case operating conditions.Circuit design, component placement, PCB trace size and thickness, airflow and other cooling provision all affect the part temperature.Part temperature should be verified in the end application.
- The rated current as listed is either the saturation current or the heating current depending on which value is lower.

SMD MOLDED POWER INDUCTORS

LPM10100C SERIES



FEATURES:

- High performance (Isat) realized by Carbonyl Iron powder
- Low profile: 11.3mm x 10mm x 10mm
- Low loss realized with low DCR
- 100% lead (Pb) free meet RoHS standard
- RoHS compliant

COMMON APPLICATIONS:

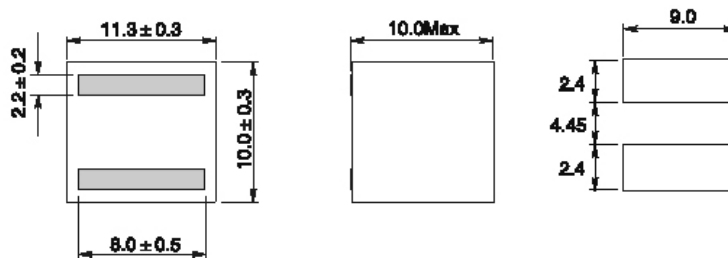
- DC/DC converter for CPU in Notebook PC
- Cellular phones, LCD displays, HDDs, DVCs, DSCs, PDAs etc.
- Thin type on-board power supply module for exchanger
- VRM for server

ELECTRICAL CHARACTERISTICS:

| Part Number | Inductance L0(μH) ±20% @0Adc | Heat rating current DC Amps IDC(A) | Saturation current DC Amps Isat(A) | DCR Typ. (mΩ). | DCR Max. (mΩ). |
|----------------|------------------------------|------------------------------------|------------------------------------|----------------|----------------|
| LPM10100C-1R0M | 1.0 | 43.5 | 55.0 | 1.00 | 1.10 |
| LPM10100C-1R5M | 1.5 | 40.5 | 36.6 | 1.60 | 1.76 |
| LPM10100C-2R2M | 2.2 | 32.0 | 34.0 | 2.55 | 2.80 |
| LPM10100C-3R3M | 3.3 | 25.0 | 27.4 | 3.70 | 4.10 |
| LPM10100C-4R7M | 4.7 | 24.0 | 25.4 | 5.20 | 5.70 |
| LPM10100C-6R8M | 6.8 | 18.5 | 21.8 | 8.1 | 8.9 |
| LPM10100C-100M | 10.0 | 15.5 | 17.5 | 13.4 | 14.8 |
| LPM10100C-150M | 15.0 | 13.8 | 15.5 | 16.9 | 18.8 |

TECHNICAL INFORMATION & PHYSICAL CHARACTERISTICS:

Dimensions(mm)



Winding



Notes

- Test Frequency : 100KHz / 1V
- All test data is referenced to 25°C ambient.
- Heat Rated Current (I_{rms}) DC current (A) that will cause an approximate ΔT of 40°C
- Saturation Current (I_{sat}) DC current (A) that will cause L0 to drop approximately 30%
- Operating Temperature Range -55°C to +125°C
- The part temperature (ambient + temp rise) should not exceed 125°C under the worst case operating conditions. Circuit design, component placement, PCB trace size and thickness, airflow and other cooling provision all affect the part temperature. Part temperature should be verified in the end application.
- The rated current as listed is either the saturation current or the heating current depending on which value is lower.